




BELT TECHNIK  
GMBH



# TIMING PULLEYS

We are a modern production company. We specialize in manufacturing high quality timing pulleys. Our offer includes pulleys for V-belts, PV-belts flat belts, timing bars, clamping plates and taper bushes. However, we prepare also unusual and individual orders which are technologically advanced both in terms of design and materials.

We cooperate with companies producing machinery and technical equipment as well as recipients of these devices. We come up to expectations of many industrial branches such as timber, food, textile and automotive industries.

Our products are delivered to a wide range of domestic and foreign customers. With our knowledge and years of experience we are able to meet high technical and quality requirements specified by our customers.

We have modern machinery for machining treatment and measuring equipment to ensure the highest quality of manufactured details. Our workers offer help in solving any technical problems as well as provide efficient sale service.

We believe that our offer arouses your interest.

Thank you for your trust and choosing our company.

The company	3	
Pulleys for timing belts	4-5	
	6	T2,5 metric pitch timing pulleys
	7-8	T5 metric pitch timing pulleys
	9-10	T10 metric pitch timing pulleys
	11-12	T20 metric pitch timing pulleys
	13-14	AT5 metric pitch timing pulleys
	15-16	AT10 metric pitch timing pulleys
	17-18	AT20 metric pitch timing pulleys
	19	MXL imperial pitch timing pulleys
	20	XL imperial pitch timing pulleys
	21-23	L imperial pitch timing pulleys
	24-28	H imperial pitch timing pulleys
	29-30	HTD 3M pitch timing pulleys
	31-32	HTD 5M pitch timing pulleys
	33-34	HTD 8M pitch timing pulleys
	35-37	HTD 14M pitch timing pulleys
	38-39	HTD 8M pitch taper bore timing pulleys
	40-42	HTD 14M pitch taper bore timing pulleys
Metric pitch timing bars	43-44	
Imperial pitch timing bars	45	
HTD pitch timing bars	46	
Clamping plates	47	
Keyway	48	
Taper Bush	49	
Standard profiles of timing pulleys	50-51	
Timing pulleys questionnaire	52	

## Offerings

Belt Technik GmbH offers a wide range of pulleys for timing belts, V-belts, PV-belts and Multiband V-belts. We can provide you with comprehensive solutions that improve efficiency and reliability of your machines and equipments.

The most commonly produced pitches of pulleys include:

- Inch: **MXL, XL, L H, XH**
- HTD: **3M, 5M, 8M, 14M**
- RPP: **RPP3, RPP5, RPP8, RPP14**
- Poly Chain: **PC 8M, PC 14M**
- Metric: **T2, 5, T5, T10, T20, AT5, AT10, AT20**
- Low-backlash metric: **T5-0, T10-0, T20-0, AT5-0; AT10-0; AT20-0**

We also make special pulleys according to individual customer order. In such case the production is based on the specific technological requirements of the customer.



- 01 // keyway
- 02 // lock bolt
- 03 // screwed-on Flanges
- 04 // counter bore
- 05 // bore prepared for taper bush
- 06 // lightning bores
- 07 // self-tracking grade
- 08 // flanges
- 09 // center hole
- 10 // hub
- 11 // pilot bore



02



  
 08


  
 01


  
 01



02  
⤴

03  
⤴

04  
⤴

05  
⤴

06  
⤴

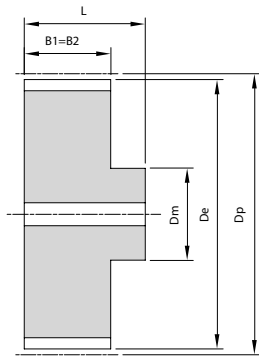
07  
⤴

⤵  
09

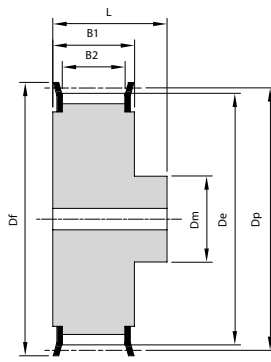
⤵  
10

⤵  
11

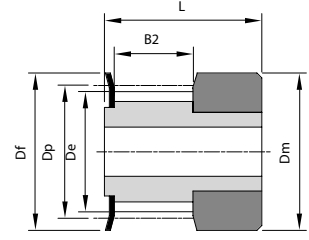




A



AF




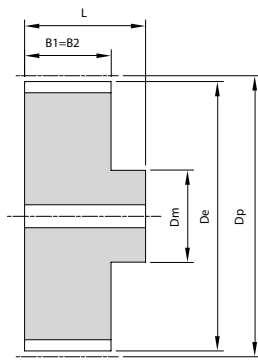
1F

**Pulley type T2,5 (2,5 mm pitch) for 6 mm wide belts**

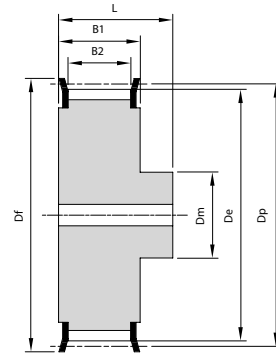
Code	Drawing	Teeth	Dp	De	Flange 0,5	Df	Dm	B1	B2	L
16T2,5/12-2	1F	12	9,55	9,03	Bm73	12	12	9	8	16
16T2,5/14-2	1F	14	11,14	10,62	Bm74	15	14	9	8	16
16T2,5/15-2	1F	15	11,94	11,42	Bm74	15	15	9	8	16
16T2,5/16-2	1F	16	12,73	12,21	Bm75	16	16	9	8	16
16T2,5/18-2	AF	18	14,32	13,80	Bm75	16	10	10	8	16
16T2,5/19-2	AF	19	15,12	14,60	Bm0	19,5	10	10	8	16
16T2,5/20-2	AF	20	15,92	15,40	Bm1	22	11	10	8	16
16T2,5/22-2	AF	22	17,51	16,99	Bm1	22	11	10	8	16
16T2,5/24-2	AF	24	19,10	18,58	Bm1	22	12	10	8	16
16T2,5/25-2	AF	25	19,89	19,37	Bm2	25	13	10	8	16
16T2,5/26-2	AF	26	20,69	20,17	Bm2	25	14	10	8	16
16T2,5/28-2	AF	28	22,28	21,76	Bm2	25	14	10	8	16
16T2,5/30-2	AF	30	23,87	23,35	Bm3	28	16	10	8	16
16T2,5/32-2	AF	32	25,46	24,95	Bm4	32	16	10	8	16
16T2,5/36-2	AF	36	28,65	28,13	Bm5	36	20	10	8	16
16T2,5/40-2	AF	40	31,83	31,31	Bm6	38	22	10	8	16
16T2,5/44-0	A	44	35,01	34,50	-	-	24	10	-	16
16T2,5/48-0	A	48	38,20	37,68	-	-	26	10	-	16
16T2,5/60-0	A	60	47,75	47,23	-	-	34	10	-	16

Aluminium





A



AF

### Pulley type T5 (5 mm pitch) for 10 mm wide belts

Code	Drawing	Teeth	Dp	De	Flange 1,0	Df	Dm	B1	B2	L
21T5/10-2	AF	10	15,92	15,09	Bm0	19,5	11	15	11,5	21
21T5/12-2	AF	12	19,10	18,27	Bm1	22	11	15	11,5	21
21T5/14-2	AF	14	22,28	21,45	Bm2	25	14	15	11,5	21
21T5/15-2	AF	15	23,87	23,04	Bm3	28	16	15	11,5	21
21T5/16-2	AF	16	25,46	24,64	Bm4	32	18	15	11,5	21
21T5/18-2	AF	18	28,65	27,82	Bm4	32	20	15	11,5	21
21T5/19-2	AF	19	30,24	29,41	Bm5	36	22	15	11,5	21
21T5/20-2	AF	20	31,83	31,00	Bm5	36	23	15	11,5	21
21T5/22-2	AF	22	35,01	34,19	Bm6	38	24	15	11,5	21
21T5/24-2	AF	24	38,20	37,37	Bm7	41	26	15	11,5	21
21T5/25-2	AF	25	39,79	38,96	Bm8	47	26	15	11,5	21
21T5/26-2	AF	26	41,38	40,55	Bm8	47	26	15	11,5	21
21T5/27-2	AF	27	42,97	42,14	Bm9	48	30	15	11,5	21
21T5/28-2	AF	28	44,56	43,73	Bm9	48	32	15	11,5	21
21T5/30-2	AF	30	47,75	46,92	Bm10	51	34	15	11,5	21
21T5/32-2	AF	32	50,93	50,10	Bm11	54	38	15	11,5	21
21T5/36-2	AF	36	57,30	56,47	Bm14	63	38	15	11,5	21
21T5/40-2	AF	40	63,66	62,83	Bm15	66	40	15	11,5	21
21T5/42-2	AF	42	66,85	66,02	Bm16	72	40	15	11,5	21
21T5/44-0	A	44	70,03	69,20	-	-	45	15	-	21
21T5/48-0	A	48	76,39	75,57	-	-	50	15	-	21
21T5/60-0	A	60	95,49	94,67	-	-	65	15	-	21

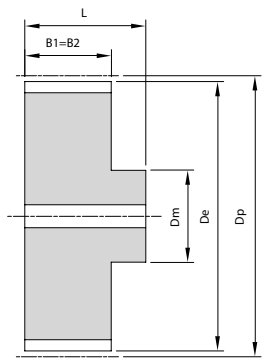
Aluminium ↕

### Pulley type T5 (5 mm pitch) for 16 mm wide belts

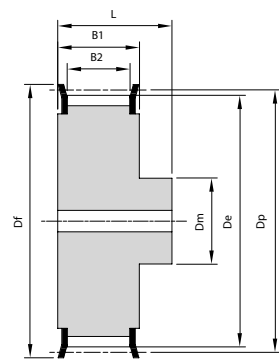
Code	Drawing/Profil / Drawin	Teeth	Dp	De	Flange 1,0	Df	Dm	B1	B2	L
27T5/10-2	AF	10	15,92	15,09	Bm0	19,5	11	21	17,5	27
27T5/12-2	AF	12	19,10	18,27	Bm1	22	11	21	17,5	27
27T5/14-2	AF	14	22,28	21,45	Bm2	25	14	21	17,5	27
27T5/15-2	AF	15	23,87	23,04	Bm3	28	16	21	17,5	27
27T5/16-2	AF	16	25,46	24,64	Bm4	32	18	21	17,5	27
27T5/18-2	AF	18	28,65	27,82	Bm4	32	20	21	17,5	27
27T5/19-2	AF	19	30,24	29,41	Bm5	36	22	21	17,5	27
27T5/20-2	AF	20	31,83	31,00	Bm5	36	23	21	17,5	27
27T5/22-2	AF	22	35,01	34,19	Bm6	38	24	21	17,5	27
27T5/24-2	AF	24	38,20	37,37	Bm7	41	26	21	17,5	27
27T5/25-2	AF	25	39,79	38,96	Bm8	47	26	21	17,5	27
27T5/26-2	AF	26	41,38	40,55	Bm8	47	26	21	17,5	27
27T5/27-2	AF	27	42,97	42,14	Bm9	48	30	21	17,5	27
27T5/28-2	AF	28	44,56	43,73	Bm9	48	32	21	17,5	27
27T5/30-2	AF	30	47,75	46,92	Bm10	51	34	21	17,5	27
27T5/32-2	AF	32	50,93	50,10	Bm11	54	38	21	17,5	27
27T5/36-2	AF	36	57,30	56,47	Bm14	63	38	21	17,5	27
27T5/40-2	AF	40	63,66	62,83	Bm15	66	40	21	17,5	27
27T5/42-2	AF	42	66,85	66,02	Bm16	72	40	21	17,5	27
27T5/44-0	A	44	70,03	69,20	-	-	45	21	-	27
27T5/48-0	A	48	76,39	75,57	-	-	50	21	-	27
27T5/60-0	A	60	95,49	94,67	-	-	65	21	-	27

Aluminium ↕





A



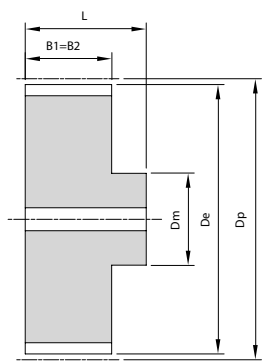
AF

**Pulley type T5 (5 mm pitch) for 25 mm wide belts**

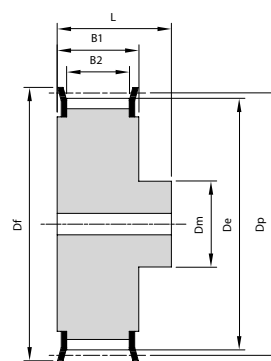
Code	Drawing	Teeth	Dp	De	Flange 1,0	Df	Dm	B1	B2	L
36T5/10-2	AF	10	15,92	15,09	Bm0	19,5	11	30	26,5	36
36T5/12-2	AF	12	19,10	18,27	Bm1	22	11	30	26,5	36
36T5/14-2	AF	14	22,28	21,45	Bm2	25	14	30	26,5	36
36T5/15-2	AF	15	23,87	23,04	Bm3	28	16	30	26,5	36
36T5/16-2	AF	16	25,46	24,64	Bm4	32	18	30	26,5	36
36T5/18-2	AF	18	28,65	27,82	Bm4	32	20	30	26,5	36
36T5/19-2	AF	19	30,24	29,41	Bm5	36	22	30	26,5	36
36T5/20-2	AF	20	31,83	31,00	Bm5	36	23	30	26,5	36
36T5/22-2	AF	22	35,01	34,19	Bm6	38	24	30	26,5	36
36T5/24-2	AF	24	38,20	37,37	Bm7	41	26	30	26,5	36
36T5/25-2	AF	25	39,79	38,96	Bm8	47	26	30	26,5	36
36T5/26-2	AF	26	41,38	40,55	Bm8	47	26	30	26,5	36
36T5/27-2	AF	27	42,97	42,14	Bm9	48	30	30	26,5	36
36T5/28-2	AF	28	44,56	43,73	Bm9	48	32	30	26,5	36
36T5/30-2	AF	30	47,75	46,92	Bm10	51	34	30	26,5	36
36T5/32-2	AF	32	50,93	50,10	Bm11	54	38	30	26,5	36
36T5/36-2	AF	36	57,30	56,47	Bm14	63	38	30	26,5	36
36T5/40-2	AF	40	63,66	62,83	Bm15	66	40	30	26,5	36
36T5/42-2	AF	42	66,85	66,02	Bm16	72	40	30	26,5	36
36T5/44-0	A	44	70,03	69,20	-	-	45	30	-	36
36T5/48-0	A	48	76,39	75,57	-	-	50	30	-	36
36T5/60-0	A	60	95,49	94,67	-	-	65	30	-	36

Aluminium ↓





A



AF

**Pulley type T10 (10 mm pitch) for 16 mm wide belts**

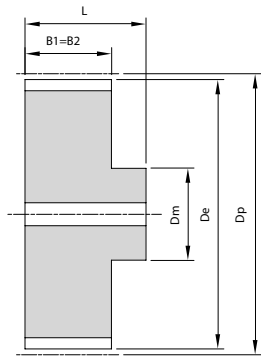
Code	Drawing	Teeth	Dp	De	Flange 1,0	Df	Dm	B1	B2	L
31T10/12-2	AF	12	38,20	36,35	Bm7	41	28	21	17,5	31
31T10/14-2	AF	14	44,56	42,71	Bm9	48	32	21	17,5	31
31T10/15-2	AF	15	47,75	45,90	Bm10	51	32	21	17,5	31
31T10/16-2	AF	16	50,93	49,08	Bm11	54	35	21	17,5	31
31T10/18-2	AF	18	57,30	55,45	Bm13	60	40	21	17,5	31
31T10/19-2	AF	19	60,48	58,63	Bm15	66	44	21	17,5	31
31T10/20-2	AF	20	63,66	61,81	Bm15	66	46	21	17,5	31
31T10/22-2	AF	22	70,03	68,18	Bm17	75	52	21	17,5	31
31T10/24-2	AF	24	76,39	74,55	Bm19	83	58	21	17,5	31
31T10/25-2	AF	25	79,58	77,73	Bm19	83	60	21	17,5	31
31T10/26-2	AF	26	82,76	80,91	Bm20	87	60	21	17,5	31
31T10/27-2	AF	27	85,94	84,10	Bm21	91	60	21	17,5	31
31T10/28-2	AF	28	89,13	87,28	Bm22	93	60	21	17,5	31
31T10/30-2	AF	30	95,49	93,65	Bm23	97	60	21	17,5	31
31T10/32-2	AF	32	101,86	100,01	Bm25	106	65	21	17,5	31
31T10/36-2	AF	36	114,59	112,74	Bm28	119	70	21	17,5	31
31T10/40-2	AF	40	127,32	125,48	Bm31	131	80	21	17,5	31
31T10/44-0	A	44	140,06	138,21	-	-	88	21	-	31
31T10/48-0	A	48	152,79	150,94	-	-	95	21	-	31
31T10/60-0	A	60	190,99	189,14	-	-	110	21	-	31

Aluminium

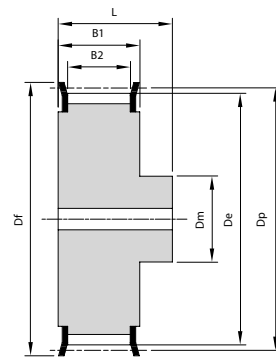
**Pulley type T10 (10 mm pitch) for 25 mm wide belts**

Code	Drawing	Teeth	Dp	De	Flange 1,0	Df	Dm	B1	B2	L
40T10/12-2	AF	12	38,20	36,35	Bm7	41	28	30	26,5	40
40T10/14-2	AF	14	44,56	42,71	Bm9	48	32	30	26,5	40
40T10/15-2	AF	15	47,75	45,90	Bm10	51	32	30	26,5	40
40T10/16-2	AF	16	50,93	49,08	Bm11	54	35	30	26,5	40
40T10/18-2	AF	18	57,30	55,45	Bm13	60	40	30	26,5	40
40T10/19-2	AF	19	60,48	58,63	Bm15	66	44	30	26,5	40
40T10/20-2	AF	20	63,66	61,81	Bm15	66	46	30	26,5	40
40T10/22-2	AF	22	70,03	68,18	Bm17	75	52	30	26,5	40
40T10/24-2	AF	24	76,39	74,55	Bm19	83	58	30	26,5	40
40T10/25-2	AF	25	79,58	77,73	Bm19	83	60	30	26,5	40
40T10/26-2	AF	26	82,76	80,91	Bm20	87	60	30	26,5	40
40T10/27-2	AF	27	85,94	84,10	Bm21	91	60	30	26,5	40
40T10/28-2	AF	28	89,13	87,28	Bm22	93	60	30	26,5	40
40T10/30-2	AF	30	95,49	93,65	Bm23	97	60	30	26,5	40
40T10/32-2	AF	32	101,86	100,01	Bm25	106	65	30	26,5	40
40T10/36-2	AF	36	114,59	112,74	Bm28	119	70	30	26,5	40
40T10/40-2	AF	40	127,32	125,48	Bm31	131	80	30	26,5	40
40T10/44-0	A	44	140,06	138,21	-	-	88	30	-	40
40T10/48-0	A	48	152,79	150,94	-	-	95	30	-	40
40T10/60-0	A	60	190,99	189,14	-	-	110	30	-	40

Aluminium



A



AF

**Pulley type T10 (10 mm pitch) for 32 mm wide belts**

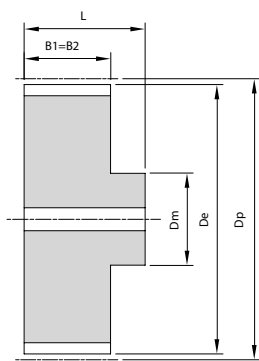
Code	Drawing	Teeth	Dp	De	Flange 1,0	Df	Dm	B1	B2	L
47T10/18-2	AF	18	57,30	55,45	Bm13	60	40	37	33,5	47
47T10/19-2	AF	19	60,48	58,63	Bm15	66	44	37	33,5	47
47T10/20-2	AF	20	63,66	61,81	Bm15	66	46	37	33,5	47
47T10/22-2	AF	22	70,03	68,18	Bm17	75	52	37	33,5	47
47T10/24-2	AF	24	76,39	74,55	Bm19	83	58	37	33,5	47
47T10/25-2	AF	25	79,58	77,73	Bm19	83	60	37	33,5	47
47T10/26-2	AF	26	82,76	80,91	Bm20	87	60	37	33,5	47
47T10/27-2	AF	27	85,94	84,10	Bm21	91	60	37	33,5	47
47T10/28-2	AF	28	89,13	87,28	Bm22	93	60	37	33,5	47
47T10/30-2	AF	30	95,49	93,65	Bm23	97	60	37	33,5	47
47T10/32-2	AF	32	101,86	100,01	Bm25	106	65	37	33,5	47
47T10/36-2	AF	36	114,59	112,74	Bm28	119	70	37	33,5	47
47T10/40-2	AF	40	127,32	125,48	Bm31	131	80	37	33,5	47
47T10/44-0	A	44	140,06	138,21	-	-	88	37	-	47
47T10/48-0	A	48	152,79	150,94	-	-	95	37	-	47
47T10/60-0	A	60	190,99	189,14	-	-	110	37	-	47

Aluminium

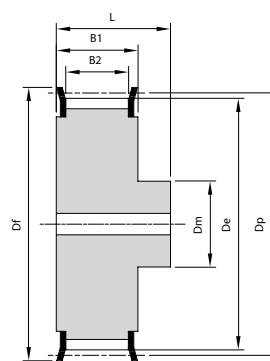
**Pulley type T10 (10 mm pitch) for 50 mm wide belts**

Code	Drawing	Teeth	Dp	De	Flange 1,0	Df	Dm	B1	B2	L
66T10/18-2	AF	18	57,30	55,45	Bm13	60	40	56	52,5	66
66T10/19-2	AF	19	60,48	58,63	Bm15	66	44	56	52,5	66
66T10/20-2	AF	20	63,66	61,81	Bm15	66	46	56	52,5	66
66T10/22-2	AF	22	70,03	68,18	Bm17	75	52	56	52,5	66
66T10/24-2	AF	24	76,39	74,55	Bm19	83	58	56	52,5	66
66T10/25-2	AF	25	79,58	77,73	Bm19	83	60	56	52,5	66
66T10/26-2	AF	26	82,76	80,91	Bm20	87	60	56	52,5	66
66T10/27-2	AF	27	85,94	84,10	Bm21	91	60	56	52,5	66
66T10/28-2	AF	28	89,13	87,28	Bm22	93	60	56	52,5	66
66T10/30-2	AF	30	95,49	93,65	Bm23	97	60	56	52,5	66
66T10/32-2	AF	32	101,86	100,01	Bm25	106	65	56	52,5	66
66T10/36-2	AF	36	114,59	112,74	Bm28	119	70	56	52,5	66
66T10/40-2	AF	40	127,32	125,48	Bm31	131	80	56	52,5	66
66T10/44-0	A	44	140,06	138,21	-	-	88	56	-	66
66T10/48-0	A	48	152,79	150,94	-	-	95	56	-	66
66T10/60-0	A	60	190,99	189,14	-	-	110	56	-	66

Aluminium



A



AF

**Pulley type T20 (20 mm pitch) for 32 mm wide belts**

Code	Drawing	Teeth	Dp	De	Flange 1,5	Df	Dm	B1	B2	L
53T20/18-2	AF	18	114,59	111,73	Bm92	119	80	42	37	53
53T20/20-2	AF	20	127,32	124,47	Bm43	138	90	42	37	53
53T20/22-2	AF	22	140,06	137,20	Bm45	145	90	42	37	53
53T20/24-2	AF	24	152,79	149,93	Bm47	162	95	42	37	53
53T20/25-2	AF	25	159,15	156,30	Bm48	168	95	42	37	53
53T20/30-2	AF	30	190,99	188,13	Bm52	200	110	42	37	53
53T20/32-0	A	32	203,72	200,86	-	-	110	42	-	53
53T20/36-0	A	36	229,18	226,33	-	-	110	42	-	53
53T20/40-0	A	40	254,65	251,80	-	-	110	42	-	53
53T20/48-0	A	48	305,58	302,73	-	-	130	42	-	53
53T20/60-0	A	60	381,97	379,12	-	-	130	42	-	53

Aluminium

**Pulley type T20 (20 mm pitch) for 50 mm wide belts**

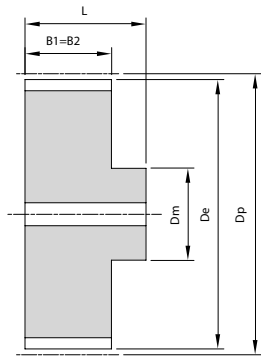
Code	Drawing	Teeth	Dp	De	Flange 1,5	Df	Dm	B1	B2	L
71T20/18-2	AF	18	114,59	111,73	Bm92	119	80	60	55	71
71T20/20-2	AF	20	127,32	124,47	Bm43	138	90	60	55	71
71T20/22-2	AF	22	140,06	137,20	Bm45	145	90	60	55	71
71T20/24-2	AF	24	152,79	149,93	Bm47	162	95	60	55	71
71T20/25-2	AF	25	159,15	156,30	Bm48	168	95	60	55	71
71T20/30-2	AF	30	190,99	188,13	Bm52	200	110	60	55	71
71T20/32-0	A	32	203,72	200,86	-	-	110	60	-	71
71T20/36-0	A	36	229,18	226,33	-	-	110	60	-	71
71T20/40-0	A	40	254,65	251,80	-	-	110	60	-	71
71T20/48-0	A	48	305,58	302,73	-	-	130	60	-	71
71T20/60-0	A	60	381,97	379,12	-	-	130	60	-	71

Aluminium

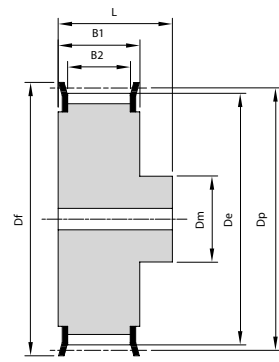
**Pulley type T20 (20 mm pitch) for 75 mm wide belts**

Code	Drawing	Teeth	Dp	De	Flange 1,5	Df	Dm	B1	B2	L
106T20/18-2	AF	18	114,59	111,73	Bm92	119	80	85	80	106
106T20/20-2	AF	20	127,32	124,47	Bm43	138	90	85	80	106
106T20/22-2	AF	22	140,06	137,20	Bm45	145	90	85	80	106
106T20/24-2	AF	24	152,79	149,93	Bm47	162	95	85	80	106
106T20/25-2	AF	25	159,15	156,30	Bm48	168	95	85	80	106
106T20/30-2	AF	30	190,99	188,13	Bm52	200	110	85	80	106
106T20/32-0	A	32	203,72	200,86	-	-	110	85	-	106
106T20/36-0	A	36	229,18	226,33	-	-	110	85	-	106
106T20/40-0	A	40	254,65	251,80	-	-	110	85	-	106
106T20/48-0	A	48	305,58	302,73	-	-	130	85	-	106
106T20/60-0	A	60	381,97	379,12	-	-	130	85	-	106

Aluminium



A



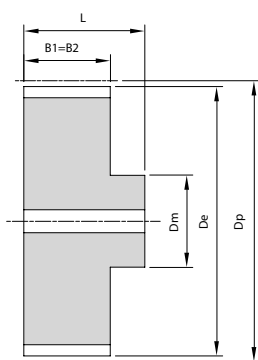
AF

**Pulley type T20 (20 mm pitch) for 100 mm wide belts**

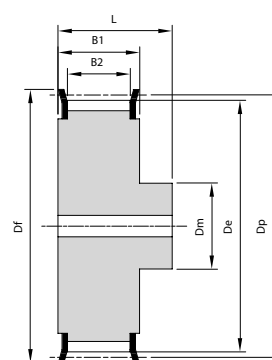
Code	Drawing	Teeth	Dp	De	Flange 1,5	Df	Dm	B1	B2	L
123T20/18-2	AF	18	114,59	111,73	Bm92	119	80	110	105	123
123T20/20-2	AF	20	127,32	124,47	Bm43	138	90	110	105	123
123T20/22-2	AF	22	140,06	137,20	Bm45	145	90	110	105	123
123T20/24-2	AF	24	152,79	149,93	Bm47	162	95	110	105	123
123T20/25-2	AF	25	159,15	156,30	Bm48	168	95	110	105	123
123T20/30-2	AF	30	190,99	188,13	Bm52	200	110	110	105	123
123T20/32-0	A	32	203,72	200,86	-	-	110	110	-	123
123T20/36-0	A	36	229,18	226,33	-	-	110	110	-	123
123T20/40-0	A	40	254,65	251,80	-	-	110	110	-	123
123T20/48-0	A	48	305,58	302,73	-	-	130	110	-	123
123T20/60-0	A	60	381,97	379,12	-	-	130	110	-	123

Aluminium





A



AF

### Pulley type AT5 (5 mm pitch) for 10 mm wide belts

Code	Drawing	Teeth	Dp	De	Flange 1,0	Df	Dm	B1	B2	L
21AT5/12-2	AF	12	19,10	17,87	Bm1	22	11	15	11,5	21
21AT5/14-2	AF	14	22,28	21,05	Bm2	25	14	15	11,5	21
21AT5/15-2	AF	15	23,87	22,64	Bm3	28	16	15	11,5	21
21AT5/16-2	AF	16	25,46	24,24	Bm4	32	18	15	11,5	21
21AT5/18-2	AF	18	28,65	27,42	Bm4	32	20	15	11,5	21
21AT5/19-2	AF	19	30,24	29,01	Bm5	36	22	15	11,5	21
21AT5/20-2	AF	20	31,83	30,60	Bm5	36	23	15	11,5	21
21AT5/22-2	AF	22	35,01	33,79	Bm6	38	24	15	11,5	21
21AT5/24-2	AF	24	38,20	36,97	Bm7	41	26	15	11,5	21
21AT5/25-2	AF	25	39,79	38,56	Bm8	47	26	15	11,5	21
21AT5/26-2	AF	26	41,38	40,15	Bm8	47	26	15	11,5	21
21AT5/27-2	AF	27	42,97	41,74	Bm9	48	30	15	11,5	21
21AT5/28-2	AF	28	44,56	43,33	Bm9	48	32	15	11,5	21
21AT5/30-2	AF	30	47,75	46,52	Bm10	51	34	15	11,5	21
21AT5/32-2	AF	32	50,93	49,70	Bm11	54	38	15	11,5	21
21AT5/36-2	AF	36	57,30	56,07	Bm14	63	38	15	11,5	21
21AT5/40-2	AF	40	63,66	62,43	Bm15	66	40	15	11,5	21
21AT5/42-2	AF	42	66,85	65,62	Bm16	72	40	15	11,5	21
21AT5/44-0	A	44	70,03	68,80	-	-	45	15	-	21
21AT5/48-0	A	48	76,39	75,17	-	-	50	15	-	21
21AT5/60-0	A	60	95,49	94,27	-	-	65	15	-	21

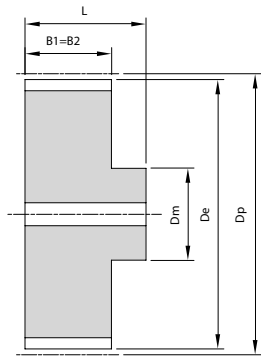
Aluminium

### Pulley type AT5 (5 mm pitch) for 16 mm wide belts

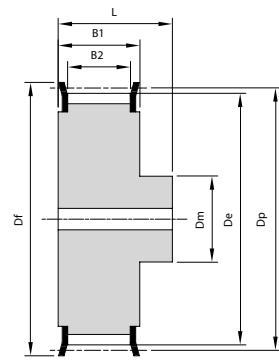
Code	Drawing	Teeth	Dp	De	Flange 1,0	Df	Dm	B1	B2	L
27AT5/12-2	AF	12	19,10	17,87	Bm1	22	11	21	17,5	27
27AT5/14-2	AF	14	22,28	21,05	Bm2	25	14	21	17,5	27
27AT5/15-2	AF	15	23,87	22,64	Bm3	28	16	21	17,5	27
27AT5/16-2	AF	16	25,46	24,24	Bm4	32	18	21	17,5	27
27AT5/18-2	AF	18	28,65	27,42	Bm4	32	20	21	17,5	27
27AT5/19-2	AF	19	30,24	29,01	Bm5	36	22	21	17,5	27
27AT5/20-2	AF	20	31,83	30,60	Bm5	36	23	21	17,5	27
27AT5/22-2	AF	22	35,01	33,79	Bm6	38	24	21	17,5	27
27AT5/24-2	AF	24	38,20	36,97	Bm7	41	26	21	17,5	27
27AT5/25-2	AF	25	39,79	38,56	Bm8	47	26	21	17,5	27
27AT5/26-2	AF	26	41,38	40,15	Bm8	47	26	21	17,5	27
27AT5/27-2	AF	27	42,97	41,74	Bm9	48	30	21	17,5	27
27AT5/28-2	AF	28	44,56	43,33	Bm9	48	32	21	17,5	27
27AT5/30-2	AF	30	47,75	46,52	Bm10	51	34	21	17,5	27
27AT5/32-2	AF	32	50,93	49,70	Bm11	54	38	21	17,5	27
27AT5/36-2	AF	36	57,30	56,07	Bm14	63	38	21	17,5	27
27AT5/40-2	AF	40	63,66	62,43	Bm15	66	40	21	17,5	27
27AT5/42-2	AF	42	66,85	65,62	Bm16	72	40	21	17,5	27
27AT5/44-0	A	44	70,03	68,80	-	-	45	21	-	27
27AT5/48-0	A	48	76,39	75,17	-	-	50	21	-	27
27AT5/60-0	A	60	95,49	94,27	-	-	65	21	-	27

Aluminium





A



AF

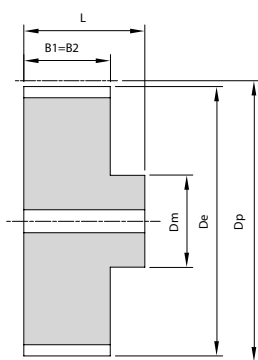
**Pulley type AT5 (5 mm pitch) for 25 mm wide belts**

Code	Drawing	Teeth	Dp	De	Flange 1,0	Df	Dm	B1	B2	L
36AT5/12-2	AF	12	19,10	17,87	Bm1	22	11	30	26,5	36
36AT5/14-2	AF	14	22,28	21,05	Bm2	25	14	30	26,5	36
36AT5/15-2	AF	15	23,87	22,64	Bm3	28	16	30	26,5	36
36AT5/16-2	AF	16	25,46	24,24	Bm4	32	18	30	26,5	36
36AT5/18-2	AF	18	28,65	27,42	Bm4	32	20	30	26,5	36
36AT5/19-2	AF	19	30,24	29,01	Bm5	36	22	30	26,5	36
36AT5/20-2	AF	20	31,83	30,60	Bm5	36	23	30	26,5	36
36AT5/22-2	AF	22	35,01	33,79	Bm6	38	24	30	26,5	36
36AT5/24-2	AF	24	38,20	36,97	Bm7	41	26	30	26,5	36
36AT5/25-2	AF	25	39,79	38,56	Bm8	47	26	30	26,5	36
36AT5/26-2	AF	26	41,38	40,15	Bm8	47	26	30	26,5	36
36AT5/27-2	AF	27	42,97	41,74	Bm9	48	30	30	26,5	36
36AT5/28-2	AF	28	44,56	43,33	Bm9	48	32	30	26,5	36
36AT5/30-2	AF	30	47,75	46,52	Bm10	51	34	30	26,5	36
36AT5/32-2	AF	32	50,93	49,70	Bm11	54	38	30	26,5	36
36AT5/36-2	AF	36	57,30	56,07	Bm14	63	38	30	26,5	36
36AT5/40-2	AF	40	63,66	62,43	Bm15	66	40	30	26,5	36
36AT5/42-2	AF	42	66,85	65,62	Bm16	72	40	30	26,5	36
36AT5/44-0	A	44	70,03	68,80	-	-	45	30	-	36
36AT5/48-0	A	48	76,39	75,17	-	-	50	30	-	36
36AT5/60-0	A	60	95,49	94,27	-	-	65	30	-	36

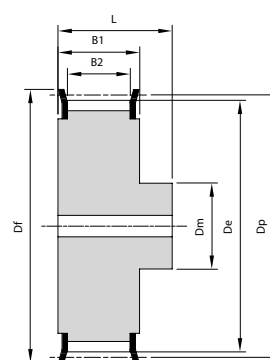


Aluminium





A



AF

### Pulley type AT10 (10 mm pitch) for 16 mm wide belts

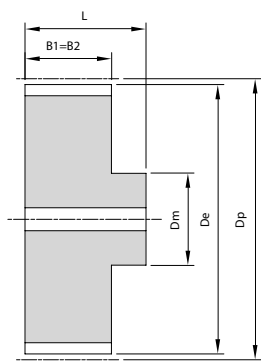
Code	Drawing	Teeth	Dp	De	Flange 1,0	Df	Dm	B1	B2	L
31AT10/15-2	AF	15	47,75	45,90	Bm10	51	32	21	17,5	31
31AT10/16-2	AF	16	50,93	49,08	Bm11	54	35	21	17,5	31
31AT10/18-2	AF	18	57,30	55,45	Bm13	60	40	21	17,5	31
31AT10/19-2	AF	19	60,48	58,63	Bm15	66	44	21	17,5	31
31AT10/20-2	AF	20	63,66	61,81	Bm15	66	46	21	17,5	31
31AT10/22-2	AF	22	70,03	68,18	Bm17	75	52	21	17,5	31
31AT10/24-2	AF	24	76,39	74,55	Bm19	83	58	21	17,5	31
31AT10/25-2	AF	25	79,58	77,73	Bm19	83	60	21	17,5	31
31AT10/26-2	AF	26	82,76	80,91	Bm20	87	60	21	17,5	31
31AT10/27-2	AF	27	85,94	84,10	Bm21	91	60	21	17,5	31
31AT10/28-2	AF	28	89,13	87,28	Bm22	93	60	21	17,5	31
31AT10/30-2	AF	30	95,49	93,65	Bm23	97	60	21	17,5	31
31AT10/32-2	AF	32	101,86	100,01	Bm25	106	65	21	17,5	31
31AT10/36-2	AF	36	114,59	112,74	Bm28	119	70	21	17,5	31
31AT10/40-2	AF	40	127,32	125,48	Bm31	131	80	21	17,5	31
31AT10/44-0	A	44	140,06	138,21	-	-	88	21	-	31
31AT10/48-0	A	48	152,79	150,94	-	-	95	21	-	31
31AT10/60-0	A	60	190,99	189,14	-	-	110	21	-	31

Aluminium

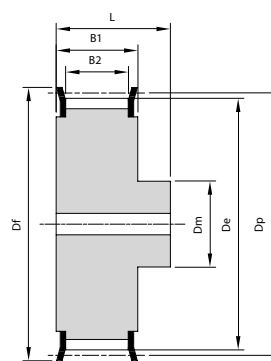
### Pulley type AT10 (19 mm pitch) for 25 mm wide belts

Code	Drawing	Teeth	Dp	De	Flange 1,0	Df	Dm	B1	B2	L
40AT10/15-2	AF	15	47,75	45,90	Bm10	51	32	30	26,5	40
40AT10/16-2	AF	16	50,93	49,08	Bm11	54	35	30	26,5	40
40AT10/18-2	AF	18	57,30	55,45	Bm13	60	40	30	26,5	40
40AT10/19-2	AF	19	60,48	58,63	Bm15	66	44	30	26,5	40
40AT10/20-2	AF	20	63,66	61,81	Bm15	66	46	30	26,5	40
40AT10/22-2	AF	22	70,03	68,18	Bm17	75	52	30	26,5	40
40AT10/24-2	AF	24	76,39	74,55	Bm19	83	58	30	26,5	40
40AT10/25-2	AF	25	79,58	77,73	Bm19	83	60	30	26,5	40
40AT10/26-2	AF	26	82,76	80,91	Bm20	87	60	30	26,5	40
40AT10/27-2	AF	27	85,94	84,10	Bm21	91	60	30	26,5	40
40AT10/28-2	AF	28	89,13	87,28	Bm22	93	60	30	26,5	40
40AT10/30-2	AF	30	95,49	93,65	Bm23	97	60	30	26,5	40
40AT10/32-2	AF	32	101,86	100,01	Bm25	106	65	30	26,5	40
40AT10/36-2	AF	36	114,59	112,74	Bm28	119	70	30	26,5	40
40AT10/40-2	AF	40	127,32	125,48	Bm31	131	80	30	26,5	40
40AT10/44-0	A	44	140,06	138,21	-	-	88	30	-	40
40AT10/48-0	A	48	152,79	150,94	-	-	95	30	-	40
40AT10/60-0	A	60	190,99	189,14	-	-	110	30	-	40

Aluminium



A



AF

**Pulley type AT10 (10 mm pitch) for 32 mm wide belts**

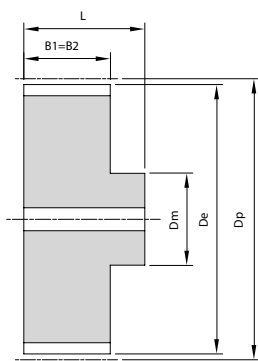
Code	Drawing	Teeth	Dp	De	Flange 1,0	Df	Dm	B1	B2	L
47AT10/18-2	AF	18	57,30	55,45	Bm13	60	40	37	33,5	47
47AT10/19-2	AF	19	60,48	58,63	Bm15	66	44	37	33,5	47
47AT10/20-2	AF	20	63,66	61,81	Bm15	66	46	37	33,5	47
47AT10/22-2	AF	22	70,03	68,18	Bm17	75	52	37	33,5	47
47AT10/24-2	AF	24	76,39	74,55	Bm19	83	58	37	33,5	47
47AT10/25-2	AF	25	79,58	77,73	Bm19	83	60	37	33,5	47
47AT10/26-2	AF	26	82,76	80,91	Bm20	87	60	37	33,5	47
47AT10/27-2	AF	27	85,94	84,10	Bm21	91	60	37	33,5	47
47AT10/28-2	AF	28	89,13	87,28	Bm22	93	60	37	33,5	47
47AT10/30-2	AF	30	95,49	93,65	Bm23	97	60	37	33,5	47
47AT10/32-2	AF	32	101,86	100,01	Bm25	106	65	37	33,5	47
47AT10/36-2	AF	36	114,59	112,74	Bm28	119	70	37	33,5	47
47AT10/40-2	AF	40	127,32	125,48	Bm31	131	80	37	33,5	47
47AT10/44-0	A	44	140,06	138,21	-	-	88	37	-	47
47AT10/48-0	A	48	152,79	150,94	-	-	95	37	-	47
47AT10/60-0	A	60	190,99	189,14	-	-	110	37	-	47

Aluminium

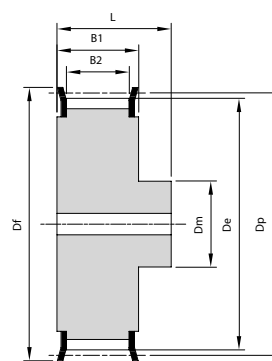
**Pulley type AT10 (10 mm pitch) for 50 mm wide belts**

Code	Drawing	Teeth	Dp	De	Flange 1,0	Df	Dm	B1	B2	L
66AT10/18-2	AF	18	57,30	55,45	Bm13	60	40	56	52	66
66AT10/19-2	AF	19	60,48	58,63	Bm15	66	44	56	52	66
66AT10/20-2	AF	20	63,66	61,81	Bm15	66	46	56	52	66
66AT10/22-2	AF	22	70,03	68,18	Bm17	75	52	56	52	66
66AT10/24-2	AF	24	76,39	74,55	Bm19	83	58	56	52	66
66AT10/25-2	AF	25	79,58	77,73	Bm19	83	60	56	52	66
66AT10/26-2	AF	26	82,76	80,91	Bm20	87	60	56	52	66
66AT10/27-2	AF	27	85,94	84,10	Bm21	91	60	56	52	66
66AT10/28-2	AF	28	89,13	87,28	Bm22	93	60	56	52	66
66AT10/30-2	AF	30	95,49	93,65	Bm23	97	60	56	52	66
66AT10/32-2	AF	32	101,86	100,01	Bm25	106	65	56	52	66
66AT10/36-2	AF	36	114,59	112,74	Bm28	119	70	56	52	66
66AT10/40-2	AF	40	127,32	125,48	Bm31	131	80	56	52	66
66AT10/44-0	A	44	140,06	138,21	-	-	88	56	-	66
66AT10/48-0	A	48	152,79	150,94	-	-	95	56	-	66
66AT10/60-0	A	60	190,99	189,14	-	-	110	56	-	66

Aluminium



A



AF

**Pulley type AT20 (20 mm pitch) for 32 mm wide belts**

Code	Drawing	Teeth	Dp	De	Flange 1,5	Df	Dm	B1	B2	L
53AT20/18-2	AF	18	114,59	111,73	Bm92	119	80	42	37	53
53AT20/20-2	AF	20	127,32	124,47	Bm43	138	90	42	37	53
53AT20/22-2	AF	22	140,06	137,20	Bm45	145	90	42	37	53
53AT20/24-2	AF	24	152,79	149,93	Bm47	162	95	42	37	53
53AT20/25-2	AF	25	159,15	156,30	Bm48	168	95	42	37	53
53AT20/30-2	AF	30	190,99	188,13	Bm52	200	110	42	37	53
53AT20/32-0	A	32	203,72	200,86	-	-	110	42	-	53
53AT20/36-0	A	36	229,18	226,33	-	-	110	42	-	53
53AT20/40-0	A	40	254,65	251,80	-	-	110	42	-	53
53AT20/48-0	A	48	305,58	302,73	-	-	130	42	-	53
53AT20/60-0	A	60	381,97	379,12	-	-	130	42	-	53

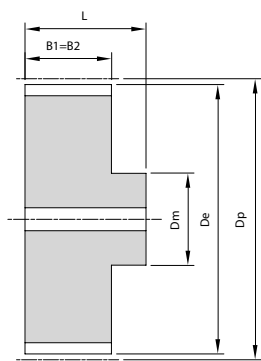
Aluminium ↘

**Pulley type AT20 (20 mm pitch) for 50 mm wide belts**

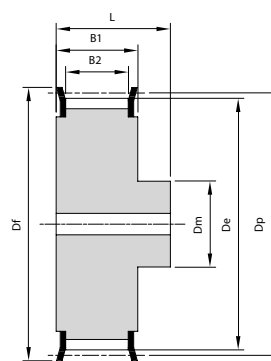
Code	Drawing	Teeth	Dp	De	Flange 1,5	Df	Dm	B1	B2	L
71AT20/18-2	AF	18	114,59	111,73	Bm92	119	80	60	55	71
71AT20/20-2	AF	20	127,32	124,47	Bm43	138	90	60	55	71
71AT20/22-2	AF	22	140,06	137,20	Bm45	145	90	60	55	71
71AT20/24-2	AF	24	152,79	149,93	Bm47	162	95	60	55	71
71AT20/25-2	AF	25	159,15	156,30	Bm48	168	95	60	55	71
71AT20/30-2	AF	30	190,99	188,13	Bm52	200	110	60	55	71
71AT20/32-0	A	32	203,72	200,86	-	-	110	60	-	71
71AT20/36-0	A	36	229,18	226,33	-	-	110	60	-	71
71AT20/40-0	A	40	254,65	251,80	-	-	110	60	-	71
71AT20/48-0	A	48	305,58	302,73	-	-	130	60	-	71
71AT20/60-0	A	60	381,97	379,12	-	-	130	60	-	71

Aluminium ↘





A



AF

**Pulley type AT20 (20 mm pitch) for 75 mm wide belts**

Code	Drawing	Teeth	Dp	De	Flange 1,5	Df	Dm	B1	B2	L
106AT20/18-2	AF	18	114,59	111,73	Bm92	119	80	85	80	106
106AT20/20-2	AF	20	127,32	124,47	Bm43	138	90	85	80	106
106AT20/22-2	AF	22	140,06	137,20	Bm45	145	90	85	80	106
106AT20/24-2	AF	24	152,79	149,93	Bm47	162	95	85	80	106
106AT20/25-2	AF	25	159,15	156,30	Bm48	168	95	85	80	106
106AT20/30-2	AF	30	190,99	188,13	Bm52	200	110	85	80	106
106AT20/32-0	A	32	203,72	200,86	-	-	110	85	-	106
106AT20/36-0	A	36	229,18	226,33	-	-	110	85	-	106
106AT20/40-0	A	40	254,65	251,80	-	-	110	85	-	106
106AT20/48-0	A	48	305,58	302,73	-	-	130	85	-	106
106AT20/60-0	A	60	381,97	379,12	-	-	130	85	-	106

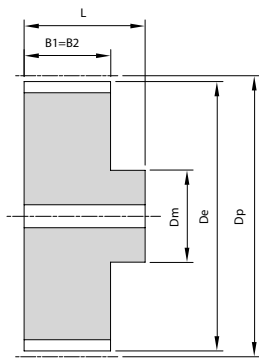
Aluminium

**Pulley type AT20 (20 mm pitch) for 100 mm wide belts**

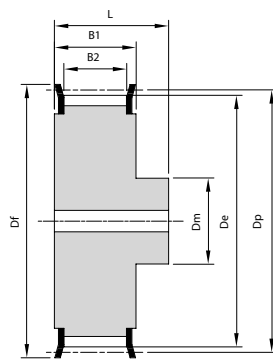
Code	Drawing	Teeth	Dp	De	Flange 1,5	Df	Dm	B1	B2	L
123AT20/18-2	AF	18	114,59	111,73	Bm92	119	80	110	105	123
123AT20/20-2	AF	20	127,32	124,47	Bm43	138	90	110	105	123
123AT20/22-2	AF	22	140,06	137,20	Bm45	145	90	110	105	123
123AT20/24-2	AF	24	152,79	149,93	Bm47	162	95	110	105	123
123AT20/25-2	AF	25	159,15	156,30	Bm48	168	95	110	105	123
123AT20/30-2	AF	30	190,99	188,13	Bm52	200	110	110	105	123
123AT20/32-0	A	32	203,72	200,86	-	-	110	110	-	123
123AT20/36-0	A	36	229,18	226,33	-	-	110	110	-	123
123AT20/40-0	A	40	254,65	251,80	-	-	110	110	-	123
123AT20/48-0	A	48	305,58	302,73	-	-	130	110	-	123
123AT20/60-0	A	60	381,97	379,12	-	-	130	110	-	123

Aluminium

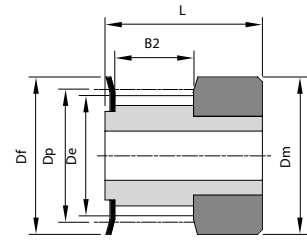




A



AF



1F

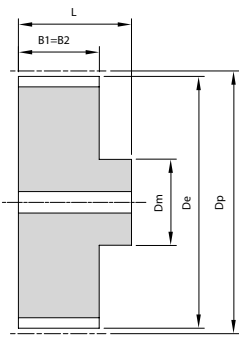
**Pulley type MXL (0,08" pitch - 2,032 mm) for 0,25" - 6,35 mm wide belts**

Code	Drawing	Teeth	Dp	De	Flange 0,5	Df	Dm	B1	B2	L
12 MXL 025 F	1F	12	7,76	7,25	Bm73	12	12	9	8	16
13 MXL 025 F	1F	13	8,41	7,90	Bm73	12	12	9	8	16
14 MXL 025 F	1F	14	9,06	8,55	Bm73	12	13	9	8	16
15 MXL 025 F	1F	15	9,70	9,19	Bm73	12	14	9	8	16
16 MXL 025 F	1F	16	10,35	9,84	Bm74	15	14	9	8	16
17 MXL 025 F	1F	17	11,00	10,49	Bm74	15	15	9	8	16
18 MXL 025 F	1F	18	11,64	11,13	Bm74	15	15	9	8	16
19 MXL 025 F	1F	19	12,29	11,78	Bm75	16	16	9	8	16
20 MXL 025 F	1F	20	12,94	12,43	Bm75	16	16	9	8	16
21 MXL 025 F	AF	21	13,58	13,07	Bm75	16	10	11	9	16
22 MXL 025 F	AF	22	14,23	13,72	Bm75	16	10	11	9	16
24 MXL 025 F	AF	24	15,52	15,01	Bm0	19,5	11	11	9	16
25 MXL 025 F	AF	25	16,17	15,66	Bm0	19,5	11	11	9	16
28 MXL 025 F	AF	28	18,11	17,60	Bm1	23	11	11	9	16
30 MXL 025 F	AF	30	19,40	18,89	Bm2	25	14	11	9	16
32 MXL 025 F	AF	32	20,70	20,19	Bm2	25	14	11	9	16
36 MXL 025 F	AF	36	23,29	22,78	Bm3	28	16	11	9	16
40 MXL 025 F	AF	40	25,87	25,36	Bm4	32	18	11	9	16
42 MXL 025 F	AF	42	27,17	26,66	Bm4	32	18	11	9	16
44 MXL 025 F	AF	44	28,46	27,95	Bm4	32	18	11	9	16
48 MXL 025	A	48	31,05	30,54	-	-	20	11	-	16
60 MXL 025	A	60	38,81	38,30	-	-	24	11	-	16
65 MXL 025	A	65	42,04	41,53	-	-	25	11	-	16
72 MXL 025	A	72	46,57	46,06	-	-	25	11	-	16

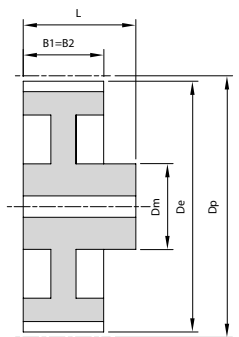
Aluminium



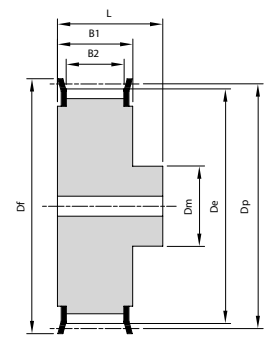




A



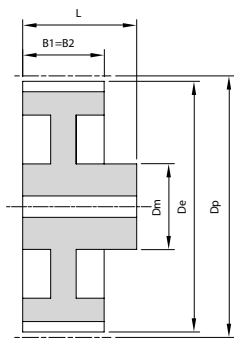
B



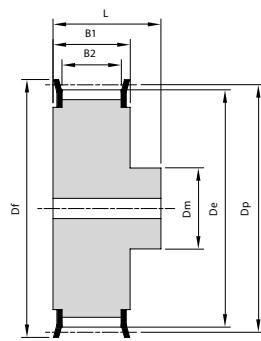
AF

**Pulley type XL (1/5" pitch - 5,08 mm) for 0,37" - 9,53 mm wide belts**

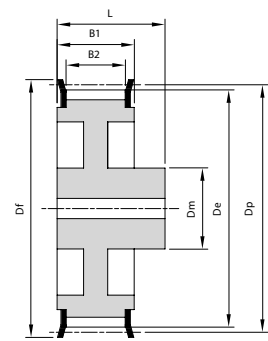
Code	Drawing	Teeth	Dp	De	Flange 1,0	Df	Dm	B1	B2	L
10 XL 037 F	AF	10	16,17	15,66	Bm1	22	11,5	14,5	11,5	20
11 XL 037 F	AF	11	17,79	17,28	Bm1	22	11,5	14,5	11,5	20
12 XL 037 F	AF	12	19,40	18,89	Bm2	25	13,5	14,5	11,5	20
13 XL 037 F	AF	13	21,02	20,51	Bm2	25	16	14,5	11,5	20
14 XL 037 F	AF	14	22,64	22,13	Bm3	28	16	14,5	11,5	20
15 XL 037 F	AF	15	24,26	23,75	Bm3	28	16	14,5	11,5	20
16 XL 037 F	AF	16	25,87	25,36	Bm3	28	16	14,5	11,5	20
17 XL 037 F	AF	17	27,49	26,98	Bm5	35	20	14,5	11,5	20
18 XL 037 F	AF	18	29,11	28,60	Bm5	35	20	14,5	11,5	20
19 XL 037 F	AF	19	30,72	30,21	Bm5	35	20	14,5	11,5	22
20 XL 037 F	AF	20	32,34	31,83	Bm7	41	25	14,5	11,5	22
21 XL 037 F	AF	21	33,96	33,45	Bm7	41	25	14,5	11,5	22
22 XL 037 F	AF	22	35,57	35,07	Bm7	41	25	14,5	11,5	22
24 XL 037 F	AF	24	38,81	38,30	Bm8	47	30	14,5	11,5	22
26 XL 037 F	AF	26	42,04	41,53	Bm8	47	30	14,5	11,5	22
27 XL 037 F	AF	27	43,67	43,16	Bm9	48	34	14,5	11,5	22
28 XL 037 F	AF	28	45,28	44,77	Bm10	52	34	14,5	11,5	22
29 XL 037 F	AF	29	46,89	46,38	Bm10	52	34	14,5	11,5	22
30 XL 037 F	AF	30	48,51	48,00	Bm12	57	38	14,5	11,5	22
32 XL 037 F	AF	32	51,74	51,23	Bm12	57	38	14,5	11,5	25
34 XL 037	A	34	54,98	54,47	-	-	38	14,5	-	25
35 XL 037	A	35	56,60	56,09	-	-	40	14,5	-	25
36 XL 037	A	36	58,21	57,70	-	-	40	14,5	-	25
38 XL 037	A	38	61,45	60,94	-	-	45	14,5	-	25
39 XL 037	A	39	63,06	62,55	-	-	45	14,5	-	25
40 XL 037	A	40	64,68	64,17	-	-	45	14,5	-	25
41 XL 037	A	41	66,30	65,79	-	-	45	14,5	-	25
42 XL 037	A	42	67,91	67,40	-	-	45	14,5	-	25
43 XL 037	A	43	69,53	69,02	-	-	45	14,5	-	25
44 XL 037	A	44	71,15	70,64	-	-	45	14,5	-	25
45 XL 037	B	45	72,77	72,26	-	-	45	14,5	-	25
46 XL 037	B	46	74,38	73,87	-	-	45	14,5	-	25
47 XL 037	B	47	76,00	75,49	-	-	45	14,5	-	25
48 XL 037	B	48	77,62	77,11	-	-	45	14,5	-	25
49 XL 037	B	49	79,23	78,72	-	-	45	14,5	-	25
50 XL 037	B	50	80,85	80,34	-	-	45	14,5	-	25
52 XL 037	B	52	84,08	83,57	-	-	45	14,5	-	25
56 XL 037	B	56	90,55	90,04	-	-	45	14,5	-	25
57 XL 037	B	57	92,17	91,66	-	-	45	14,5	-	25
58 XL 037	B	58	93,79	93,28	-	-	45	14,5	-	25
59 XL 037	B	59	95,40	94,89	-	-	45	14,5	-	25
60 XL 037	B	60	97,02	96,51	-	-	45	14,5	-	25
68 XL 037	B	68	109,96	109,45	-	-	45	14,5	-	25
69 XL 037	B	69	111,57	111,06	-	-	45	14,5	-	25
70 XL 037	B	70	113,19	112,68	-	-	45	14,5	-	25
71 XL 037	B	71	114,81	114,30	-	-	45	14,5	-	25
72 XL 037	B	72	116,43	115,92	-	-	45	14,5	-	25
84 XL 037	B	84	135,83	135,32	-	-	50	14,5	-	25
90 XL 037	B	90	145,53	145,02	-	-	70	14,5	-	25



B



AF



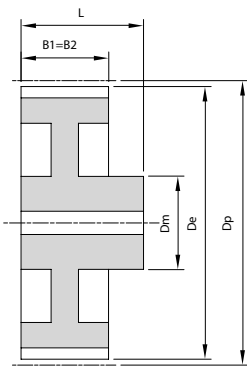
BF

**Pulley type L (3/8" pitch - 9,525 mm) for 0,50" - 12,7 mm wide belts**

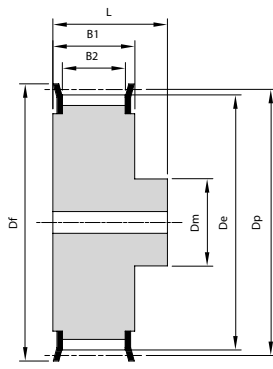
Code	Drawing	Teeth	Dp	De	Flange 1,5	Df	Dm	B1	B2	L
10 L 050 F	AF	10	30,32	29,56	Bm5	36	20	19	14	28
11 L 050 F	AF	11	33,35	32,59	Bm7	41	24	19	14	30
12 L 050 F	AF	12	36,38	35,62	Bm7	41	24	19	14	30
13 L 050 F	AF	13	39,41	38,65	Bm8	47	28	19	14	30
14 L 050 F	AF	14	42,45	41,69	Bm8	47	28	19	14	30
15 L 050 F	AF	15	45,48	44,72	Bm10	51	34	19	14	30
16 L 050 F	AF	16	48,51	47,75	Bm12	57	36	19	14	32
17 L 050 F	AF	17	51,54	50,78	Bm12	57	36	19	14	32
18 L 050 F	AF	18	54,57	53,81	Bm14	63	40	19	14	32
19 L 050 F	AF	19	57,61	56,85	Bm14	63	40	19	14	32
20 L 050 F	AF	20	60,64	59,88	Bm15	66	46	19	14	32
21 L 050 F	AF	21	63,67	62,91	Bm16	72	48	19	14	32
22 L 050 F	AF	22	66,70	65,94	Bm17	75	48	19	14	32
23 L 050 F	AF	23	69,73	68,97	Bm18	80	55	19	14	32
24 L 050 F	AF	24	72,77	72,01	Bm18	80	55	19	14	32
25 L 050 F	AF	25	75,80	75,04	Bm19	83	58	19	14	32
26 L 050 F	AF	26	78,83	78,07	Bm20	87	62	19	14	32
27 L 050 F	AF	27	81,86	81,10	Bm20	87	62	19	14	32
28 L 050 F	AF	28	84,89	84,13	Bm21	91	65	19	14	32
29 L 050 F	AF	29	87,93	87,17	Bm22	93	65	19	14	32
30 L 050 F	AF	30	90,96	90,20	Bm23	97	65	19	14	32
32 L 050 F	AF	32	97,02	96,26	Bm24	105	70	19	14	32
33 L 050 F	AF	33	100,05	99,29	Bm24	105	70	19	14	32
34 L 050 F	AF	34	103,08	102,32	Bm26	113	75	19	14	32
35 L 050 F	AF	35	106,12	105,36	Bm26	113	75	19	14	32
36 L 050 F	AF	36	109,15	108,39	Bm27	118	75	19	14	32
40 L 050 F	BF	40	121,28	120,52	Bm29	127	65	19	14	32
41 L 050 F	BF	41	124,31	123,55	Bm31	131	65	19	14	32
42 L 050 F	BF	42	127,34	126,58	Bm31	131	65	19	14	32
44 L 050 F	BF	44	133,40	132,64	Bm32	135	65	19	14	32
45 L 050 F	BF	45	136,44	135,68	Bm34	143	65	19	14	32
47 L 050 F	BF	47	142,50	141,74	Bm36	152	65	19	14	32
48 L 050 F	BF	48	145,53	144,76	Bm36	152	65	19	14	32
49 L 050	B	49	148,56	147,80	-	-	65	19	-	32
50 L 050	B	50	151,60	150,84	-	-	65	19	-	32
52 L 050	B	52	157,66	156,90	-	-	65	19	-	32
56 L 050	B	56	169,79	169,03	-	-	65	19	-	32
57 L 050	B	57	172,82	172,06	-	-	65	19	-	32
60 L 050	B	60	181,91	181,15	-	-	80	19	-	42
65 L 050	B	65	197,07	196,31	-	-	75	19	-	42
66 L 050	B	66	200,11	199,35	-	-	75	19	-	42
72 L 050	B	72	218,30	217,54	-	-	75	19	-	42
84 L 050	B	84	254,68	253,92	-	-	75	19	-	42
90 L 050	B	90	272,87	272,11	-	-	100	19	-	45
96 L 050	B	96	291,06	290,30	-	-	120	19	-	45
120 L 050	B	120	363,83	363,07	-	-	120	19	-	45

Steel ↕

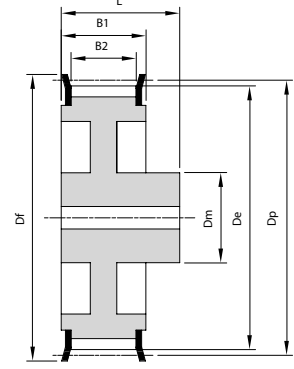
Cast Iron ↕



B



AF



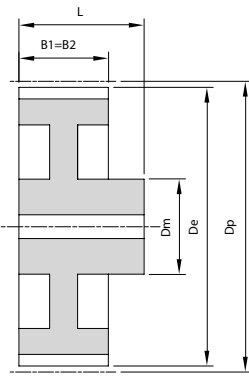
BF

**Pulley type L (3/8" pitch - 9,525 mm) for 0,75" - 19,05 mm wide belts**

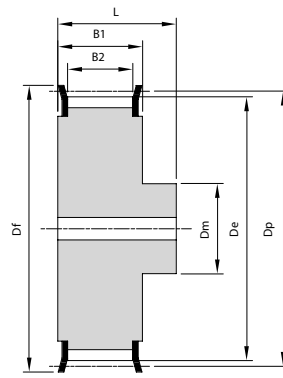
Steel ↓

Cast Iron ↓

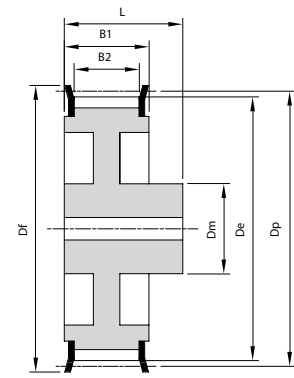
Code	Drawing	Teeth	Dp	De	Flange 1,5	Df	Dm	B1	B2	L
10 L 075 F	AF	10	30,32	29,56	Bm5	36	20	25,5	20,5	38
11 L 075 F	AF	11	33,35	32,59	Bm7	41	24	25,5	20,5	38
12 L 075 F	AF	12	36,38	35,62	Bm7	41	24	25,5	20,5	38
13 L 075 F	AF	13	39,41	38,65	Bm8	47	28	25,5	20,5	38
14 L 075 F	AF	14	42,45	41,69	Bm8	47	28	25,5	20,5	38
15 L 075 F	AF	15	45,48	44,72	Bm10	51	34	25,5	20,5	38
16 L 075 F	AF	16	48,51	47,75	Bm12	57	36	25,5	20,5	38
17 L 075 F	AF	17	51,54	50,78	Bm12	57	36	25,5	20,5	38
18 L 075 F	AF	18	54,57	53,81	Bm14	63	40	25,5	20,5	38
19 L 075 F	AF	19	57,61	56,85	Bm14	63	40	25,5	20,5	38
20 L 075 F	AF	20	60,64	59,88	Bm15	66	46	25,5	20,5	38
21 L 075 F	AF	21	63,67	62,91	Bm16	72	48	25,5	20,5	38
22 L 075 F	AF	22	66,70	65,94	Bm17	75	48	25,5	20,5	38
23 L 075 F	AF	23	69,73	68,97	Bm18	80	55	25,5	20,5	38
24 L 075 F	AF	24	72,77	72,01	Bm18	80	55	25,5	20,5	38
25 L 075 F	AF	25	75,80	75,04	Bm19	83	58	25,5	20,5	38
26 L 075 F	AF	26	78,83	78,07	Bm20	87	62	25,5	20,5	38
27 L 075 F	AF	27	81,86	81,10	Bm20	87	62	25,5	20,5	38
28 L 075 F	AF	28	84,89	84,13	Bm21	91	65	25,5	20,5	38
29 L 075 F	AF	29	87,93	87,17	Bm22	93	65	25,5	20,5	38
30 L 075 F	AF	30	90,96	90,20	Bm23	97	65	25,5	20,5	38
32 L 075 F	AF	32	97,02	96,26	Bm24	105	70	25,5	20,5	38
33 L 075 F	AF	33	100,05	99,29	Bm24	105	70	25,5	20,5	38
34 L 075 F	AF	34	103,08	102,32	Bm26	113	75	25,5	20,5	38
35 L 075 F	AF	35	106,12	105,36	Bm26	113	75	25,5	20,5	38
36 L 075 F	AF	36	109,15	108,39	Bm27	118	75	25,5	20,5	38
40 L 075 F	BF	40	121,28	120,52	Bm29	127	65	25,5	20,5	38
41 L 075 F	BF	41	124,31	123,55	Bm31	131	65	25,5	20,5	38
42 L 075 F	BF	42	127,34	126,58	Bm31	131	65	25,5	20,5	38
44 L 075 F	BF	44	133,40	132,64	Bm32	135	65	25,5	20,5	38
45 L 075 F	BF	45	136,44	135,68	Bm34	143	65	25,5	20,5	38
47 L 075 F	BF	47	142,50	141,74	Bm36	152	65	25,5	20,5	38
48 L 075 F	BF	48	145,53	144,76	Bm36	152	65	25,5	20,5	38
49 L 075	B	49	148,56	147,80	-	-	65	25,5	-	38
50 L 075	B	50	151,60	150,84	-	-	65	25,5	-	38
52 L 075	B	52	157,66	156,90	-	-	65	25,5	-	38
56 L 075	B	56	169,79	169,03	-	-	65	25,5	-	38
57 L 075	B	57	172,82	172,06	-	-	65	25,5	-	38
60 L 075	B	60	181,91	181,15	-	-	80	25,5	-	45
65 L 075	B	65	197,07	196,31	-	-	75	25,5	-	45
66 L 075	B	75	200,11	199,35	-	-	75	25,5	-	45
72 L 075	B	72	218,30	217,54	-	-	75	25,5	-	45
84 L 075	B	84	254,68	253,92	-	-	75	25,5	-	45
90 L 075	B	90	272,84	272,11	-	-	100	25,5	-	50
96 L 075	B	90	291,06	290,30	-	-	120	25,5	-	50
120 L 075	B	120	363,83	363,07	-	-	120	25,5	-	50



B



AF



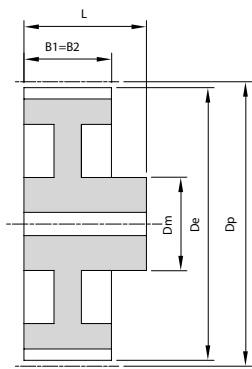
BF

### Pulley type L (3/8" pitch - 9,525 mm) for 1,00" - 25,4 mm wide belts

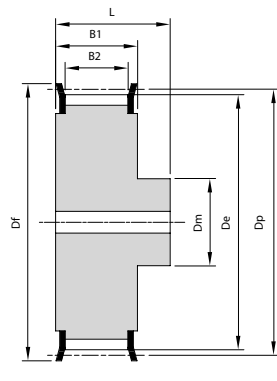
Steel ⬇

Cast Iron ⬇

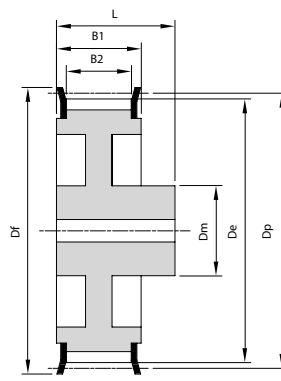
Code	Drawing	Teeth	Dp	De	Flange 1,5	Df	Dm	B1	B2	L
10 L 100 F	AF	10	30,32	29,56	Bm5	36	20	32	27	45
11 L 100 F	AF	11	33,35	32,59	Bm7	41	24	32	27	45
12 L 100 F	AF	12	36,38	35,62	Bm7	41	24	32	27	45
13 L 100 F	AF	13	39,41	38,65	Bm8	47	28	32	27	45
14 L 100 F	AF	14	42,45	41,69	Bm8	47	28	32	27	45
15 L 100 F	AF	15	45,48	44,72	Bm10	51	34	32	27	45
16 L 100 F	AF	16	48,51	47,75	Bm12	57	36	32	27	45
17 L 100 F	AF	17	51,54	50,78	Bm12	57	36	32	27	45
18 L 100 F	AF	18	54,57	53,81	Bm14	63	40	32	27	45
19 L 100 F	AF	19	57,61	56,85	Bm14	63	40	32	27	45
20 L 100 F	AF	20	60,64	59,88	Bm15	66	46	32	27	45
21 L 100 F	AF	21	63,67	62,91	Bm16	72	48	32	27	45
22 L 100 F	AF	22	66,70	65,94	Bm17	75	48	32	27	45
23 L 100 F	AF	23	69,73	68,97	Bm18	80	55	32	27	45
24 L 100 F	AF	24	72,77	72,01	Bm18	80	55	32	27	45
25 L 100 F	AF	25	75,80	75,04	Bm19	83	58	32	27	45
26 L 100 F	AF	26	78,83	78,07	Bm20	87	62	32	27	45
27 L 100 F	AF	27	81,86	81,10	Bm20	87	62	32	27	45
28 L 100 F	AF	28	84,89	84,13	Bm21	91	65	32	27	45
29 L 100 F	AF	29	87,93	87,17	Bm22	93	65	32	27	45
30 L 100 F	AF	30	90,96	90,20	Bm23	97	65	32	27	45
32 L 100 F	AF	32	97,02	96,26	Bm24	105	70	32	27	45
33 L 100 F	AF	33	100,05	99,29	Bm24	105	70	32	27	45
34 L 100 F	AF	34	103,08	102,32	Bm26	113	75	32	27	45
35 L 100 F	AF	35	106,12	105,36	Bm26	113	75	32	27	45
36 L 100 F	AF	36	109,15	108,39	Bm27	118	75	32	27	45
40 L 100 F	BF	40	121,28	120,52	Bm29	127	65	32	27	45
41 L 100 F	BF	41	124,31	123,55	Bm31	131	65	32	27	45
42 L 100 F	BF	42	127,34	126,58	Bm31	131	65	32	27	45
44 L 100 F	BF	44	133,40	132,64	Bm32	135	65	32	27	45
45 L 100 F	BF	45	136,44	135,68	Bm34	143	65	32	27	45
47 L 100 F	BF	47	142,50	141,74	Bm36	152	65	32	27	45
48 L 100 F	BF	48	145,53	144,76	Bm36	152	65	32	27	45
49 L 100	B	49	148,56	147,80	-	-	65	32	-	45
50 L 100	B	50	151,60	150,84	-	-	65	32	-	45
52 L 100	B	52	157,66	156,90	-	-	65	32	-	45
56 L 100	B	56	169,79	169,03	-	-	65	32	-	45
57 L 100	B	57	172,82	172,06	-	-	65	32	-	45
60 L 100	B	60	181,91	181,15	-	-	70	32	-	50
65 L 100	B	65	197,07	196,31	-	-	75	32	-	50
66 L 100	B	66	200,11	199,35	-	-	75	32	-	50
72 L 100	B	72	218,30	217,54	-	-	75	32	-	50
84 L 100	B	84	254,68	253,92	-	-	75	32	-	50
90 L 100	B	90	272,87	272,11	-	-	100	32	-	50
96 L 100	B	96	291,06	290,30	-	-	120	32	-	50
120 L 100	B	120	363,83	363,07	-	-	120	32	-	50



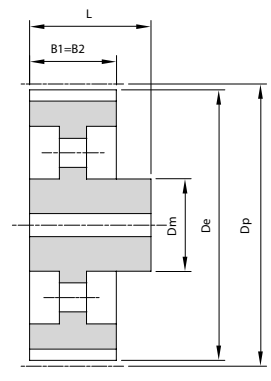
B



AF



BF



C

**Pulley type H (1/2" pitch - 12,7 mm) for 0,75" - 19,05 mm wide belts**

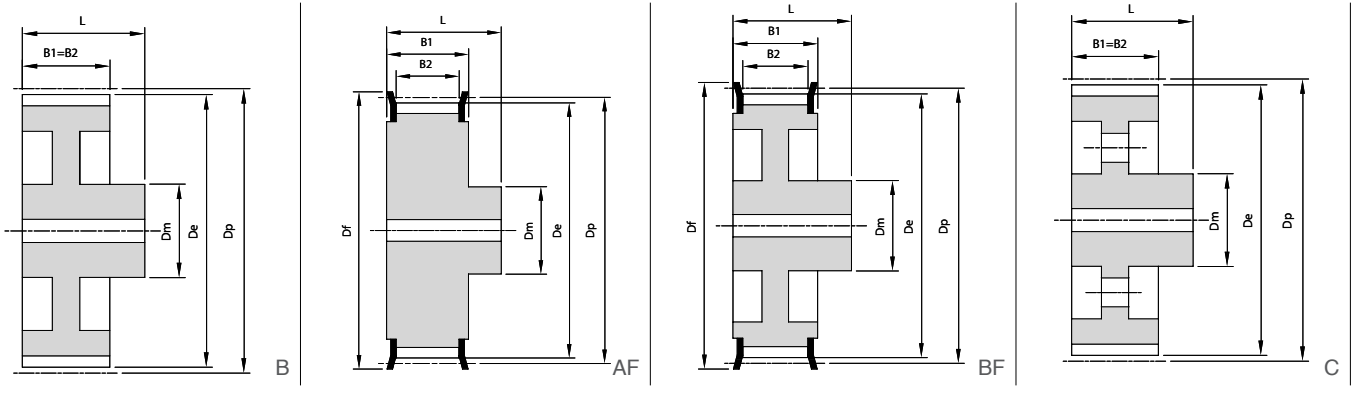
Steel ↓

Code	Drawing	Teeth	Dp	De	Flange 1,5	Df	Dm	B1	B2	L
14 H 075 F	AF	14	56,60	55,23	Bm14	63	41	25,5	20,5	40
15 H 075 F	AF	15	60,64	59,27	Bm15	66	45	25,5	20,5	40
16 H 075 F	AF	16	64,68	63,31	Bm16	72	49	25,5	20,5	40
17 H 075 F	AF	17	68,72	67,35	Bm17	75	52	25,5	20,5	40
18 H 075 F	AF	18	72,77	71,40	Bm18	80	57	25,5	20,5	40
19 H 075 F	AF	19	76,81	75,44	Bm19	83	61	25,5	20,5	40
20 H 075 F	AF	20	80,85	79,48	Bm20	87	62	25,5	20,5	40
21 H 075 F	AF	21	84,89	83,52	Bm21	91	67	25,5	20,5	40
22 H 075 F	AF	22	88,94	87,57	Bm23	97	70	25,5	20,5	40
23 H 075 F	AF	23	92,98	91,61	Bm23	97	75	25,5	20,5	40
24 H 075 F	AF	24	97,02	95,65	Bm24	105	75	25,5	20,5	40
25 H 075 F	AF	25	101,06	99,69	Bm24	105	80	25,5	20,5	40
26 H 075 F	AF	26	105,11	103,74	Bm26	113	80	25,5	20,5	40
27 H 075 F	AF	27	109,15	107,78	Bm27	118	80	25,5	20,5	40
28 H 075 F	AF	28	113,19	111,82	Bm28	119	80	25,5	20,5	40
29 H 075 F	AF	29	117,23	115,86	Bm28	119	80	25,5	20,5	40
30 H 075 F	AF	30	121,28	119,91	Bm29	127	80	25,5	20,5	40
32 H 075 F	AF	32	129,36	127,99	Bm32	135	80	25,5	20,5	40
33 H 075 F	BF	33	133,40	132,03	Bm32	135	80	25,5	20,5	40
34 H 075 F	BF	34	137,45	136,08	Bm34	143	80	25,5	20,5	40
35 H 075 F	BF	35	141,49	140,12	Bm36	152	80	25,5	20,5	40
36 H 075 F	BF	36	145,53	144,16	Bm36	152	80	25,5	20,5	40
38 H 075 F	BF	38	153,62	152,25	Bm37	160	80	25,5	20,5	40
40 H 075 F	BF	40	161,70	160,33	Bm38	168	80	25,5	20,5	40
44 H 075 F	BF	44	177,87	176,50	Bm40	182	80	25,5	20,5	40
45 H 075 F	BF	45	181,91	180,54	Bm41	194	90	25,5	20,5	45
48 H 075 F	BF	48	194,04	192,67	Bm42	200	90	25,5	20,5	45
49 H 075	B	49	198,08	196,71	-	-	90	25,5	-	45
50 H 075 F	B	50	202,13	200,76	-	-	90	25,5	-	45
52 H 075	B	52	210,21	208,84	-	-	90	25,5	-	45
58 H 075	B	58	234,47	233,10	-	-	90	25,5	-	45
60 H 075	C	60	242,55	241,18	-	-	90	25,5	-	53
70 H 075	C	70	282,98	281,61	-	-	90	25,5	-	53
72 H 075	C	72	291,06	289,69	-	-	100	25,5	-	53
82 H 075	C	82	331,49	330,12	-	-	100	25,5	-	53
84 H 075	C	84	339,57	338,20	-	-	100	25,5	-	53
94 H 075	C	94	380,00	378,63	-	-	120	25,5	-	53
96 H 075	C	96	388,08	386,71	-	-	120	25,5	-	53

Cast Iron ↓





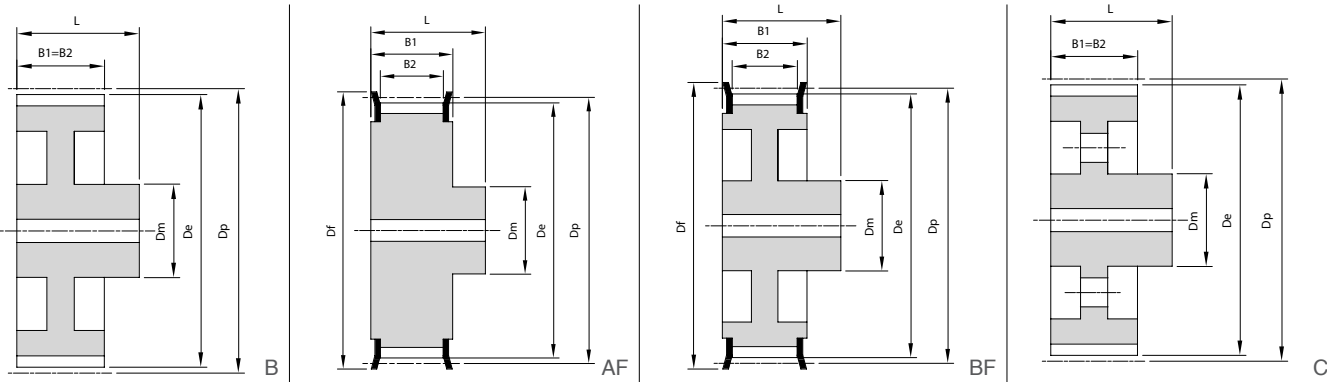


Pulley type H (1/2" pitch - 12,7 mm) for 1,50" - 38,1 mm wide belts

Code	Drawing	Teeth	Dp	De	Flange 1,5	Df	Dm	B1	B2	L
14 H 150 F	AF	14	56,60	55,23	Bm14	63	41	46	41	58
15 H 150 F	AF	15	60,64	59,27	Bm15	66	45	46	41	58
16 H 150 F	AF	16	64,68	63,31	Bm16	72	49	46	41	58
17 H 150 F	AF	17	68,72	67,35	Bm17	75	52	46	41	58
18 H 150 F	AF	18	72,77	71,40	Bm18	80	57	46	41	58
19 H 150 F	AF	19	76,81	75,44	Bm19	83	61	46	41	58
20 H 150 F	AF	20	80,85	79,48	Bm20	87	62	46	41	58
21 H 150 F	AF	21	84,89	83,52	Bm21	91	67	46	41	58
22 H 150 F	AF	22	88,94	87,57	Bm23	97	70	46	41	58
23 H 150 F	AF	23	92,98	91,61	Bm23	97	75	46	41	58
24 H 150 F	AF	24	97,02	95,65	Bm24	105	75	46	41	58
25 H 150 F	AF	25	101,06	99,69	Bm24	105	80	46	41	58
26 H 150 F	AF	26	105,11	103,74	Bm26	113	80	46	41	58
27 H 150 F	AF	27	109,15	107,78	Bm27	118	80	46	41	58
28 H 150 F	AF	28	113,19	111,82	Bm28	119	80	46	41	58
29 H 150 F	AF	29	117,23	115,86	Bm28	119	80	46	41	58
30 H 150 F	AF	30	121,28	119,91	Bm29	127	80	46	41	58
32 H 150 F	AF	32	129,36	127,99	Bm32	135	80	46	41	58
33 H 150 F	BF	33	133,40	132,03	Bm32	135	80	46	41	58
34 H 150 F	BF	34	137,45	136,08	Bm34	143	80	46	41	58
35 H 150 F	BF	35	141,49	140,12	Bm36	152	80	46	41	58
36 H 150 F	BF	36	145,53	144,16	Bm36	152	80	46	41	58
38 H 150 F	BF	38	153,62	152,25	Bm37	160	80	46	41	58
40 H 150 F	BF	40	161,70	160,33	Bm38	168	80	46	41	58
44 H 150 F	BF	44	177,87	176,50	Bm40	182	80	46	41	58
45 H 150 F	BF	45	181,91	180,54	Bm41	194	90	46	41	65
48 H 150 F	BF	48	194,04	192,67	Bm42	200	90	46	41	65
49 H 150	B	49	198,08	196,71	-	-	90	46	-	65
50 H 150	B	50	202,13	200,76	-	-	90	46	-	65
52 H 150	B	52	210,21	208,84	-	-	90	46	-	65
58 H 150	B	58	234,47	233,10	-	-	90	46	-	65
60 H 150	C	60	242,55	241,18	-	-	85	46	-	65
70 H 150	C	70	282,98	281,61	-	-	90	46	-	65
72 H 150	C	72	291,06	289,69	-	-	100	46	-	65
82 H 150	C	82	331,49	330,12	-	-	100	46	-	65
84 H 150	C	84	339,57	338,20	-	-	100	46	-	65
94 H 150	C	94	380,00	378,63	-	-	120	46	-	65
96 H 150	C	96	388,08	386,71	-	-	120	46	-	65

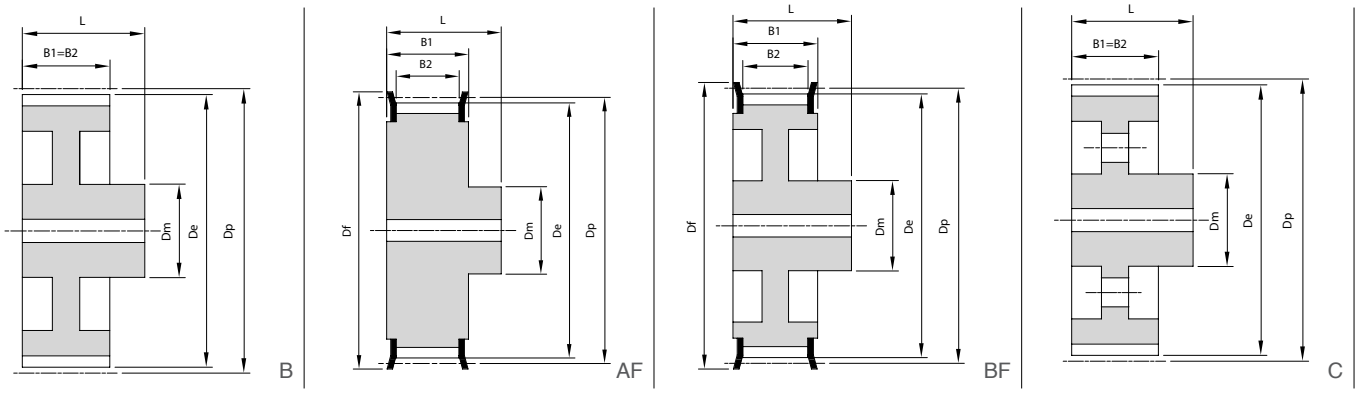
Steel ↓

Cast Iron ↓



**Pulley type H (1/2" pitch - 12,7 mm) for 2,00" - 50,8 mm wide belts**

	Code	Drawing	Teeth	Dp	De	Flange 1,5	Df	Dm	B1	B2	L
Steel	14 H 200 F	AF	14	56,60	55,23	Bm14	63	41	59	54	70
	15 H 200 F	AF	15	60,64	59,27	Bm15	66	45	59	54	70
	16 H 200 F	AF	16	64,68	63,31	Bm16	72	49	59	54	70
	17 H 200 F	AF	17	68,72	67,35	Bm17	75	52	59	54	70
	18 H 200 F	AF	18	72,77	71,40	Bm18	80	57	59	54	70
	19 H 200 F	AF	19	76,81	75,44	Bm19	83	61	59	54	70
	20 H 200 F	AF	20	80,85	79,48	Bm20	87	62	59	54	70
	21 H 200 F	AF	21	84,89	83,52	Bm21	91	67	59	54	70
	22 H 200 F	AF	22	88,94	87,57	Bm23	97	70	59	54	70
	23 H 200 F	AF	23	92,98	91,61	Bm23	97	75	59	54	70
	24 H 200 F	AF	24	97,02	95,65	Bm24	105	75	59	54	70
	25 H 200 F	AF	25	101,06	99,69	Bm24	105	80	59	54	70
	26 H 200 F	AF	26	105,11	103,74	Bm26	113	80	59	54	70
	27 H 200 F	AF	27	109,15	107,78	Bm27	118	80	59	54	70
	28 H 200 F	AF	28	113,19	111,82	Bm28	119	80	59	54	70
	29 H 200 F	AF	29	117,23	115,86	Bm28	119	80	59	54	70
	30 H 200 F	AF	30	121,28	119,91	Bm29	127	80	59	54	70
	32 H 200 F	AF	32	129,36	127,99	Bm32	135	80	59	54	70
	33 H 200 F	BF	33	133,40	132,03	Bm32	135	80	59	54	70
	34 H 200 F	BF	34	137,45	136,08	Bm34	143	80	59	54	70
	35 H 200 F	BF	35	141,49	140,12	Bm36	152	80	59	54	70
	36 H 200 F	BF	36	145,53	144,16	Bm36	152	80	59	54	70
	38 H 200 F	BF	38	153,62	152,25	Bm37	160	80	59	54	70
40 H 200 F	BF	40	161,70	160,33	Bm38	168	80	59	54	70	
44 H 200 F	BF	44	177,87	176,50	Bm40	182	80	59	54	75	
45 H 200 F	BF	45	181,91	180,54	Bm41	194	90	59	54	75	
48 H 200 F	BF	48	194,04	192,67	Bm42	200	90	59	54	75	
Cast Iron	49 H 200	B	49	198,08	196,71	-	-	90	56	-	75
	50 H 200	B	50	202,13	200,76	-	-	90	59	-	75
	52 H 200	B	52	210,21	208,84	-	-	90	59	-	75
	58 H 200	B	58	234,47	233,10	-	-	90	59	-	75
	60 H 200	C	60	242,55	241,18	-	-	90	59	-	75
	70 H 200	C	70	282,98	281,61	-	-	90	59	-	75
	72 H 200	C	72	291,06	289,69	-	-	100	59	-	75
	82 H 200	C	82	331,49	330,12	-	-	100	59	-	75
	84 H 200	C	84	339,57	338,20	-	-	100	59	-	75
	94 H 200	C	94	380,00	378,63	-	-	120	59	-	75
	96 H 200	C	96	388,08	386,71	-	-	120	59	-	75

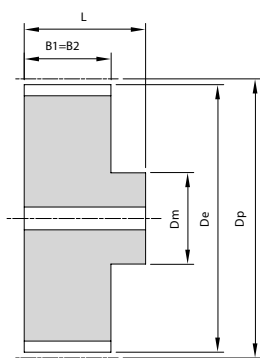


**Pulley type H (1/2" pitch - 12,7 mm) for 3,00" - 76,2 wide belts**

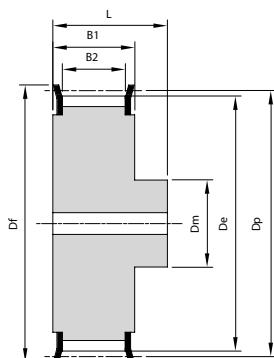
Steel

Cast Iron

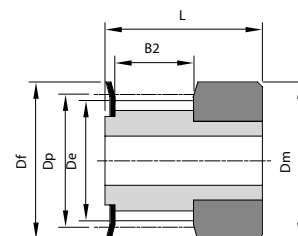
Code	Drawing	Teeth	Dp	De	Flange 1,5	Df	Dm	B1	B2	L
14 H 300 F	AF	14	56,60	55,23	Bm14	63	41	85	80	100
15 H 300 F	AF	15	60,64	59,27	Bm15	66	45	85	80	100
16 H 300 F	AF	16	64,68	63,31	Bm16	72	49	85	80	100
17 H 300 F	AF	17	68,72	67,35	Bm17	75	52	85	80	100
18 H 300 F	AF	18	72,77	71,40	Bm18	80	57	85	80	100
19 H 300 F	AF	19	76,81	75,44	Bm19	83	61	85	80	100
20 H 300 F	AF	20	80,85	79,48	Bm20	87	62	85	80	100
21 H 300 F	AF	21	84,89	83,52	Bm21	91	67	85	80	100
22 H 300 F	AF	22	88,94	87,57	Bm23	97	70	85	80	100
23 H 300 F	AF	23	92,98	91,61	Bm23	97	75	85	80	100
24 H 300 F	AF	24	97,02	95,65	Bm24	105	75	85	80	100
25 H 300 F	AF	25	101,06	99,69	Bm24	105	80	85	80	100
26 H 300 F	AF	26	105,11	103,74	Bm26	113	80	85	80	100
27 H 300 F	AF	27	109,15	107,78	Bm27	118	80	85	80	100
28 H 300 F	AF	28	113,19	111,82	Bm28	119	80	85	80	100
29 H 300 F	AF	29	117,23	115,86	Bm28	119	80	85	80	100
30 H 300 F	AF	30	121,28	119,91	Bm29	127	80	85	80	100
32 H 300 F	AF	32	129,36	127,99	Bm32	135	80	85	80	100
33 H 300 F	BF	33	133,40	132,03	Bm32	135	80	85	80	100
34 H 300 F	BF	34	137,45	136,08	Bm34	143	80	85	80	100
35 H 300 F	BF	35	141,49	140,12	Bm36	152	80	85	80	100
36 H 300 F	BF	36	145,53	144,16	Bm36	152	80	85	80	100
38 H 300 F	BF	38	153,62	152,25	Bm37	160	80	85	80	100
40 H 300 F	BF	40	161,70	160,33	Bm38	168	80	85	80	100
44 H 300 F	BF	44	177,87	176,50	Bm40	182	80	85	80	100
45 H 300 F	BF	45	181,91	180,54	Bm41	194	90	85	80	100
48 H 300 F	BF	48	194,04	192,67	Bm42	200	90	85	80	100
49 H 300	B	49	198,08	196,71	-	-	90	85	-	100
50 H 300	B	50	202,13	200,76	-	-	90	85	-	100
52 H 300	B	52	210,21	208,84	-	-	90	85	-	100
58 H 300	C	58	234,47	233,10	-	-	90	85	-	100
60 H 300	C	60	242,55	241,18	-	-	90	85	-	100
70 H 300	C	70	282,98	281,61	-	-	90	85	-	100
72 H 300	C	72	291,06	289,69	-	-	100	85	-	100
82 H 300	C	82	331,49	330,12	-	-	100	85	-	100
84 H 300	C	84	339,57	338,20	-	-	100	85	-	100
94 H 300	C	94	380,00	378,63	-	-	120	85	-	100
96 H 300	C	96	388,08	386,71	-	-	120	85	-	100



A



AF



1F

### Pulley type HTD (3 mm pitch) for 6 mm wide belts

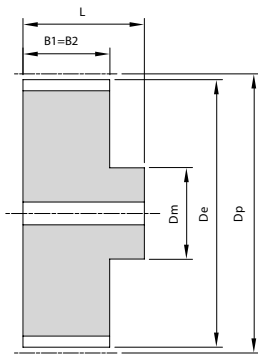
Code	Drawing	Teeth	Dp	De	Flange 1	Df	Dm	B1	B2	L
10 3M 06 F	1F	10	9,55	8,79	Bm73	12	12	-	7,3	14,5
12 3M 06 F	1F	12	11,46	10,70	Bm74	15	13	-	7,3	14,5
14 3M 06 F	1F	14	13,37	12,61	Bm75	16	17	-	7,3	14,5
15 3M 06 F	1F	15	14,32	13,56	Bm75	16	17	-	7,3	14,5
16 3M 06 F	AF	16	15,28	14,52	Bm0	19,5	10	10,3	7,3	17,5
18 3M 06 F	AF	18	17,19	16,43	Bm1	22	11	10,3	7,3	17,5
20 3M 06 F	AF	20	19,10	18,34	Bm2	25	11	10,3	7,3	17,5
21 3M 06 F	AF	21	20,05	19,29	Bm2	25	14	10,3	7,3	17,5
22 3M 06 F	AF	22	21,01	20,25	Bm2	25	14	10,3	7,3	17,5
24 3M 06 F	AF	24	22,92	22,16	Bm3	28	14	10,3	7,3	17,5
26 3M 06 F	AF	26	24,83	24,07	Bm3	28	16	10,3	7,3	17,5
28 3M 06 F	AF	28	26,74	25,98	Bm4	32	16	10,3	7,3	17,5
30 3M 06 F	AF	30	28,65	27,89	Bm4	32	16	10,3	7,3	17,5
32 3M 06 F	AF	32	30,56	29,80	Bm5	36	20	10,3	7,3	17,5
36 3M 06 F	AF	36	34,38	33,62	Bm6	38	24	10,3	7,3	18
40 3M 06 F	AF	40	38,20	37,44	Bm7	41	26	10,3	7,3	18
44 3M 06 F	AF	44	42,02	41,25	Bm8	47	30	10,3	7,3	18
48 3M 06	A	48	45,84	45,07	-	-	35	10,3	-	18,6
60 3M 06	A	60	57,30	56,53	-	-	40	10,3	-	18,6
72 3M 06	A	72	68,75	67,99	-	-	40	10,3	-	18,6

Aluminium ↷

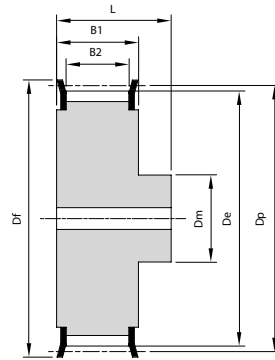
### Pulley type HTD (3 mm pitch) for 9 mm wide belts

Code	Drawing	Teeth	Dp	De	Flange 1	Df	Dm	B1	B2	L
10 3M 09 F	1F	10	9,55	8,79	Bm73	12	12	-	11	18
12 3M 09 F	1F	12	11,46	10,70	Bm74	15	13	-	11	18
14 3M 09 F	1F	14	13,37	12,61	Bm75	16	17	-	11	18
15 3M 09 F	1F	15	14,32	13,56	Bm75	16	17	-	11	18
16 3M 09 F	AF	16	15,28	14,52	Bm0	19,5	10	14	11	21
18 3M 09 F	AF	18	17,19	16,43	Bm1	22	11	14	11	21
20 3M 09 F	AF	20	19,10	18,34	Bm2	25	11	14	11	21
21 3M 09 F	AF	21	20,05	19,29	Bm2	25	14	14	11	21
22 3M 09 F	AF	22	21,01	20,25	Bm2	25	14	14	11	21
24 3M 09 F	AF	24	22,92	22,16	Bm3	28	14	14	11	21
26 3M 09 F	AF	26	24,83	24,07	Bm3	28	16	14	11	21
28 3M 09 F	AF	28	26,74	25,98	Bm4	32	16	14	11	21
30 3M 09 F	AF	30	28,65	27,89	Bm4	32	16	14	11	21
32 3M 09 F	AF	32	30,56	29,80	Bm5	36	20	14	11	21
36 3M 09 F	AF	36	34,38	33,62	Bm6	38	24	14	11	22,5
40 3M 09 F	AF	40	38,20	37,44	Bm7	41	26	14	11	22,5
44 3M 09 F	AF	44	42,02	41,25	Bm8	47	30	14	11	22,5
48 3M 09	A	48	45,84	45,07	-	-	35	14	-	22,5
60 3M 09	A	60	57,30	56,53	-	-	40	14	-	22,5
72 3M 09	A	72	68,75	67,99	-	-	40	14	-	22,5

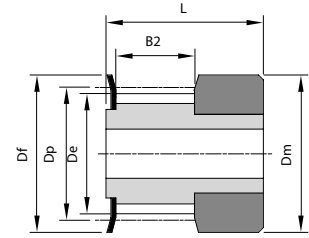
Aluminium ↷



A



AF



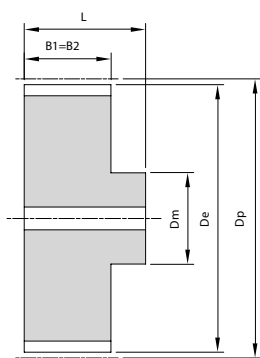
1F

**Pulley type HTD (3 mm pitch) for 15 mm wide belts**

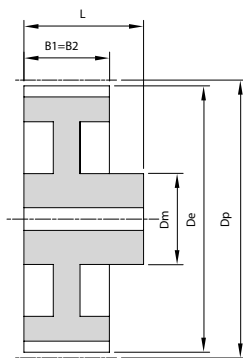
Code	Drawing	Teeth	Dp	De	Flange 1,0	Df	Dm	B1	B2	L
10 3M 15 F	1F	10	9,55	8,79	Bm73	12	12	-	17	26
12 3M 15 F	1F	12	11,46	10,70	Bm74	15	13	-	17	26
14 3M 15 F	1F	14	13,37	12,61	Bm75	16	17	-	17	26
15 3M 15 F	1F	15	14,32	13,56	Bm75	16	17	-	17	26
16 3M 15 F	AF	16	15,28	14,52	Bm0	19,5	10	20	17	26
18 3M 15 F	AF	18	17,19	16,43	Bm1	22	11	20	17	26
20 3M 15 F	AF	20	19,10	18,34	Bm2	25	11	20	17	26
21 3M 15 F	AF	21	20,05	19,29	Bm2	25	14	20	17	26
22 3M 15 F	AF	22	21,01	20,25	Bm2	25	14	20	17	26
24 3M 15 F	AF	24	22,92	22,16	Bm3	28	14	20	17	26
26 3M 15 F	AF	26	24,83	24,07	Bm3	28	16	20	17	26
28 3M 15 F	AF	28	26,74	25,98	Bm4	32	16	20	17	26
30 3M 15 F	AF	30	28,65	27,89	Bm4	32	16	20	17	26
32 3M 15 F	AF	32	30,56	29,80	Bm5	36	20	20	17	26
36 3M 15 F	AF	36	34,38	33,62	Bm6	38	24	20	17	26
40 3M 15 F	AF	40	38,20	37,44	Bm7	41	26	20	17	26
44 3M 15 F	AF	44	42,02	41,25	Bm8	47	30	20	17	26
48 3M 15	A	48	45,84	45,07	-	-	35	20	-	26
60 3M 15	A	60	57,30	56,53	-	-	40	20	-	26
72 3M 15	A	72	68,75	67,99	-	-	40	20	-	26

Aluminium

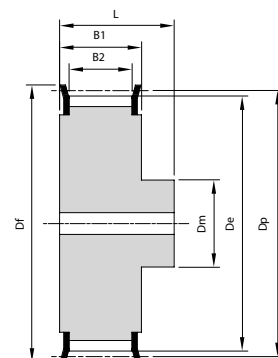




A



B



AF

### Pulley type HTD (5 mm pitch) for 9 mm wide belts

Code	Drawing	Teeth	Dp	De	Flange 1,0	Df	Dm	B1	B2	L
12 5M 09 F	AF	12	19,09	17,95	Bm1	22	12	14,5	11	20
14 5M 09 F	AF	14	22,28	21,14	Bm2	25	14	14,5	11	20
15 5M 09 F	AF	15	23,87	22,73	Bm3	28	16	14,5	11	20
16 5M 09 F	AF	16	25,46	24,32	Bm3	28	16	14,5	11	20
18 5M 09 F	AF	18	28,65	27,50	Bm4	32	20	14,5	11	20
20 5M 09 F	AF	20	31,83	30,69	Bm5	36	23	14,5	11	23
21 5M 09 F	AF	21	33,42	32,28	Bm6	38	24	14,5	11	23
22 5M09 F	AF	22	35,01	33,87	Bm6	38	24	14,5	11	23
24 5M 09 F	AF	24	38,20	37,05	Bm7	41	27	14,5	11	23
26 5M 09 F	AF	26	41,38	40,24	Bm8	47	30	14,5	11	23
28 5M 09 F	AF	28	44,56	43,42	Bm8	47	30	14,5	11	23
30 5M 09 F	AF	30	47,75	46,60	Bm10	51	35	14,5	11	23
32 05M 9 F	AF	32	50,93	49,79	Bm12	57	38	14,5	11	23
36 5M 09 F	AF	36	57,30	56,15	Bm14	63	38	14,5	11	23
40 5M 09 F	AF	40	63,66	62,52	Bm15	66	45	14,5	11	23
44 5M 09	A	44	70,03	68,89	-	-	45	14,5	-	26
48 5M 09	A	48	76,39	75,25	-	-	45	14,5	-	26
60 5M 09	B	60	95,49	94,35	-	-	45	14,5	-	26
72 5M 09	B	72	114,59	113,45	-	-	47	14,5	-	26

Steel ↓

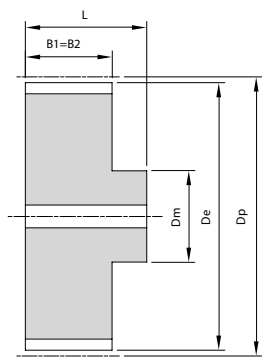
Alu ↓

### Pulley type HTD (5 mm pitch) for 15 mm wide belts

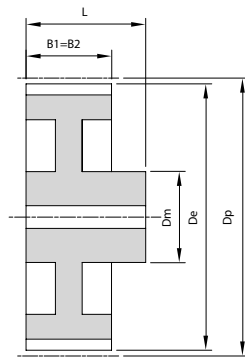
Code	Drawing	Teeth	Dp	De	Flange 1,0	Df	Dm	B1	B2	L
12 5M 15 F	AF	12	19,09	17,95	Bm1	22	12	20,5	17	26
14 5M 15 F	AF	14	22,28	21,14	Bm2	25	14	20,5	17	26
15 5M 15 F	AF	15	23,87	22,73	Bm3	28	16	20,5	17	26
16 5M 15 F	AF	16	25,46	24,32	Bm3	28	16	20,5	17	26
18 5M 15 F	AF	18	28,65	27,50	Bm4	32	20	20,5	17	26
20 5M 15 F	AF	20	31,83	30,69	Bm5	36	23	20,5	17	26
21 5M 15 F	AF	21	33,42	32,28	Bm6	38	24	20,5	17	26
22 5M 15 F	AF	22	35,01	33,87	Bm6	38	25	20,5	17	26
24 5M 15 F	AF	24	38,20	37,05	Bm7	41	27	20,5	17	28
26 5M 15 F	AF	26	41,38	40,24	Bm8	47	30	20,5	17	28
28 5M 15 F	AF	28	44,56	43,42	Bm8	47	30	20,5	17	28
30 5M 15 F	AF	30	47,75	46,60	Bm10	51	35	20,5	17	28
32 5M 15 F	AF	32	50,93	49,79	Bm12	57	38	20,5	17	28
36 5M 15 F	AF	36	57,30	56,15	Bm14	63	38	20,5	17	28
40 5M 15 F	AF	40	63,66	62,52	Bm15	66	38	20,5	17	28
44 5M 15	A	44	70,03	68,89	-	-	38	20,5	-	30
48 5M 15	A	48	76,39	75,25	-	-	40	20,5	-	30
60 5M 15	A	60	95,49	94,35	-	-	50	20,5	-	30
72 5M 15	B	72	114,59	113,45	-	-	50	20,5	-	30

Steel ↓

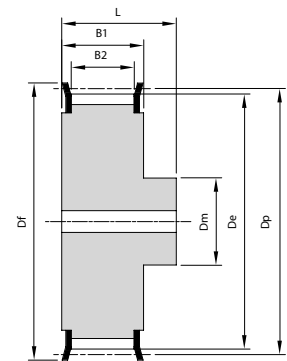
Alu ↓



A



B



AF

**Pulley type HTD (5 mm pitch) for 25 mm wide belts**

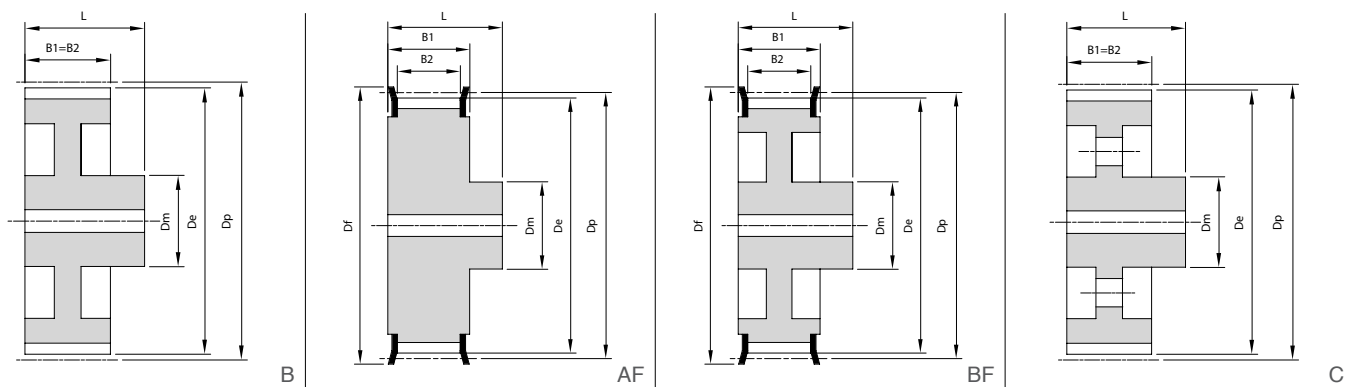
Code	Drawing	Teeth	Dp	De	Flange 1,0	Df	Dm	B1	B2	L
12 5M 25 F	AF	12	19,09	17,95	Bm1	22	12	30,5	27	36
14 5M 25 F	AF	14	22,28	21,14	Bm2	25	14	30,5	27	36
15 5M 25 F	AF	15	23,87	22,73	Bm3	28	16	30,5	27	36
16 5M 25 F	AF	16	25,46	24,32	Bm3	28	16	30,5	27	36
18 5M 25 F	AF	18	28,65	27,50	Bm4	32	20	30,5	27	36
20 5M 25 F	AF	20	31,83	30,69	Bm5	36	23	30,5	27	36
21 5M 25 F	AF	21	33,42	32,28	Bm6	38	24	30,5	27	36
22 5M 25 F	AF	22	35,01	33,87	Bm6	38	25	30,5	27	38
24 5M 25 F	AF	24	38,20	37,05	Bm7	41	27	30,5	27	38
26 5M 25 F	AF	26	41,38	40,24	Bm8	47	30	30,5	27	38
28 5M 25 F	AF	28	44,56	43,42	Bm8	47	30	30,5	27	38
30 5M 25 F	AF	30	47,75	46,60	Bm10	51	35	30,5	27	38
32 5M 25 F	AF	32	50,93	49,79	Bm12	57	38	30,5	27	38
36 5M 25 F	AF	36	57,30	56,15	Bm14	63	38	30,5	27	38
40 5M 25 F	AF	40	63,66	62,52	Bm15	66	38	30,5	27	38
44 5M 25	A	44	70,03	68,89	-	-	38	30,5	-	38
48 5M 25	A	48	76,39	75,25	-	-	40	30,5	-	40
60 5M 25	A	60	95,49	94,35	-	-	50	30,5	-	40
72 5M 25	B	72	114,59	113,45	-	-	50	30,5	-	40

Steel ↓

Alu ↓





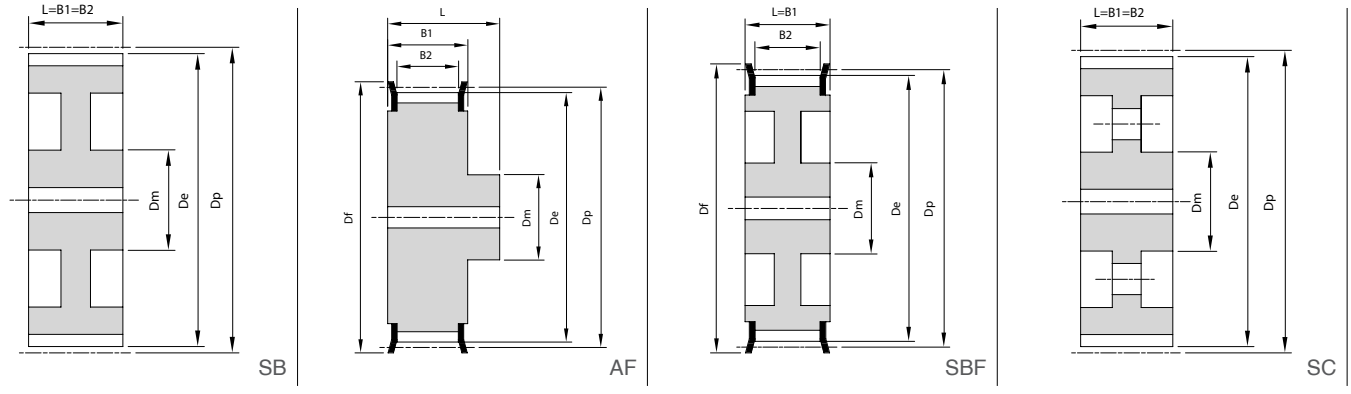


### Pulley type HTD (8 mm pitch) for 20 mm wide belts

	Code	Drawing	Teeth	Dp	De	Flange 1,5	Df	Dm	B1	B2	L
Steel	22 8M 20 F	AF	22	56,02	54,65	Bm14	63	43	28	23	38
	24 8M 20 F	AF	24	61,12	59,75	Bm15	66	45	28	23	38
	26 8M 20 F	AF	26	66,21	64,84	Bm16	72	50	28	23	38
	28 8M 20 F	AF	28	71,30	70,08	Bm18	80	58	28	23	38
	30 8M 20 F	AF	30	76,39	75,13	Bm19	83	60	28	23	38
	32 8M 20 F	AF	32	81,49	80,16	Bm20	87	65	28	23	38
	34 8M 20 F	AF	34	86,58	85,22	Bm22	93	70	28	23	38
	36 8M 20 F	AF	36	91,67	90,30	Bm23	97	75	28	23	38
	38 8M 20 F	AF	38	96,77	95,39	Bm24	105	80	28	23	38
	Cast Iron	40 8M 20 F	AF	40	101,86	100,49	Bm25	106	85	28	23
44 8M 20 F		AF	44	112,05	110,67	Bm27	118	95	28	23	38
48 8M 20 F		AF	48	122,23	120,86	Bm29	127	95	28	23	38
56 8M 20 F		AF	56	142,60	141,23	Bm36	152	115	28	23	38
64 8M 20 F		BF	64	162,97	161,60	Bm38	168	90	28	23	40
72 8M 20 F		BF	72	183,35	181,97	Bm41	194	95	28	23	40
80 8M 20		B	80	203,72	202,35	-	-	100	28	-	40
90 8M 20		B	90	229,18	227,81	-	-	100	28	-	40
112 8M 20		C	112	285,21	283,83	-	-	100	28	-	40
144 8M 20		C	144	366,69	365,32	-	-	100	28	-	40
168 8M 20	C	168	427,81	426,44	-	-	100	28	-	40	
192 8M 20	C	192	488,92	487,55	-	-	100	28	-	40	

### Pulley type HTD (8 mm pitch) for 30 mm wide belts

	Code	Drawing	Teeth	Dp	De	Flange 1,5	Df	D m	B1	B2	L
Steel	22 8M 30 F	AF	22	56,02	54,65	Bm14	63	43	38	33	48
	24 8M 30 F	AF	24	61,12	59,75	Bm15	66	45	38	33	48
	26 8M 30 F	AF	26	66,21	64,84	Bm16	72	50	38	33	48
	28 8M 30 F	AF	28	71,30	70,08	Bm18	80	58	38	33	48
	30 8M 30 F	AF	30	76,39	75,13	Bm19	83	60	38	33	48
	32 8M 30 F	AF	32	81,49	80,16	Bm20	87	65	38	33	48
	34 8M 30 F	AF	34	86,58	85,22	Bm22	93	70	38	33	48
	36 8M 30 F	AF	36	91,67	90,30	Bm23	97	75	38	33	48
	38 8M 30 F	AF	38	96,77	95,39	Bm24	105	80	38	33	48
	Cast Iron	40 8M 30 F	AF	40	101,86	100,49	Bm25	106	85	38	33
44 8M 30 F		AF	44	112,05	110,67	Bm27	118	95	38	33	48
48 8M 30 F		AF	48	122,23	120,86	Bm29	127	95	38	33	48
56 8M 30 F		AF	56	142,60	141,23	Bm36	152	115	38	33	48
64 8M 30 F		BF	64	162,97	161,60	Bm38	168	90	38	33	50
72 8M 30 F		BF	72	183,35	181,97	Bm41	194	95	38	33	50
80 8M 30 F		B	80	203,72	202,35	-	-	100	38	-	50
90 8M 30		B	90	229,18	227,81	-	-	100	38	-	50
112 8M 30		C	112	285,21	283,83	-	-	100	38	-	50
144 8M 30		C	144	366,69	365,32	-	-	100	38	-	50
168 8M 30	C	168	427,81	426,44	-	-	100	38	-	50	
192 8M 30	C	192	488,92	487,55	-	-	100	38	-	50	

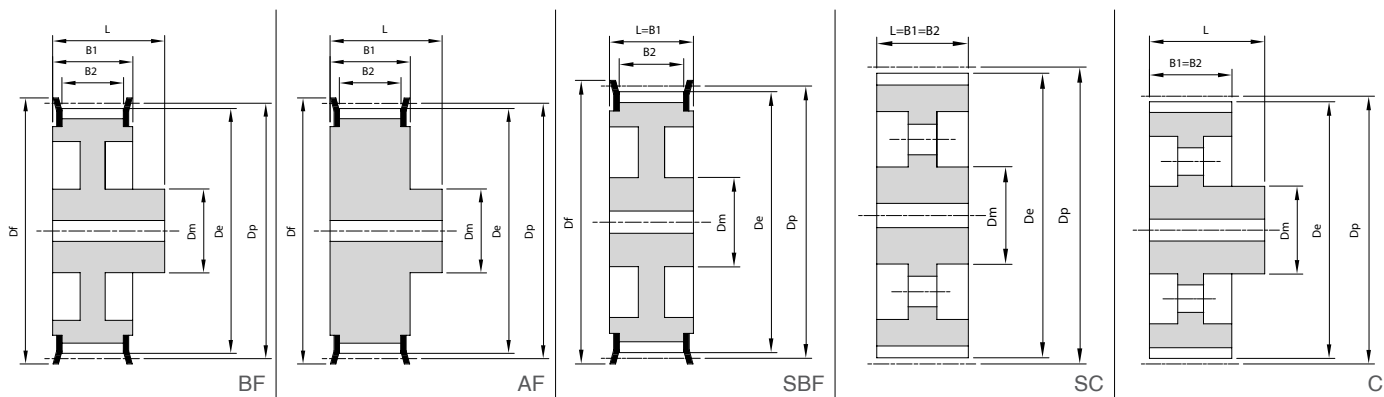


**Pulley type HTD (8 mm pitch) for 50 mm wide belts**

Code	Drawing	Teeth	Dp	De	Flange 1,5	Df	Dm	B1	B2	L
22 8M 50 F	AF	22	56,02	54,65	Bm14	63	43	60	55	70
24 8M 50 F	AF	24	61,12	59,75	Bm15	66	45	60	55	70
26 8M 50 F	AF	26	66,21	64,84	Bm16	72	50	60	55	70
28 8M 50 F	AF	28	71,30	70,08	Bm18	80	58	60	55	70
30 8M 50 F	AF	30	76,39	75,13	Bm19	83	60	60	55	70
32 8M 50 F	AF	32	81,49	80,16	Bm20	87	65	60	55	70
34 8M 50 F	AF	34	86,58	85,22	Bm22	93	70	60	55	70
36 8M 50 F	AF	36	91,67	90,30	Bm23	97	75	60	55	70
38 8M 50 F	AF	38	96,77	95,39	Bm24	105	80	60	55	70
40 8M 50 F	AF	40	101,86	100,49	Bm25	106	85	60	55	70
44 8M 50 F	AF	44	112,05	110,67	Bm27	118	95	60	55	70
48 8M 50 F	AF	48	122,23	120,86	Bm29	127	95	60	55	70
56 8M 50 F	AF	56	142,60	141,23	Bm36	152	95	60	55	70
64 8M 50 F	SBF	64	162,97	161,60	Bm38	168	100	60	55	60
72 8M 50 F	SBF	72	183,35	181,97	Bm41	194	100	60	55	60
80 8M 50	SB	80	203,72	202,35	-	-	110	60	-	60
90 8M 50	SB	90	229,18	227,81	-	-	110	60	-	60
112 8M 50	SC	112	285,21	283,83	-	-	110	60	-	60
144 8M 50	SC	144	366,69	365,32	-	-	120	60	-	60
168 8M 50	SC	168	427,81	426,44	-	-	120	60	-	60
192 8M 50	SC	192	488,92	487,55	-	-	130	60	-	60

**Pulley type HTD (8 mm pitch) for 85 mm wide belts**

Code	Drawing	Teeth	Dp	De	Flange 1,5	Df	Dm	B1	B2	L
22 8M 85 F	AF	22	56,02	54,65	Bm14	63	43	95	90	105
24 8M 85 F	AF	24	61,12	59,75	Bm15	66	45	95	90	105
26 8M 85 F	AF	26	66,21	64,84	Bm16	72	50	95	90	105
28 8M 85 F	AF	28	71,30	70,08	Bm18	80	58	95	90	105
30 8M 85 F	AF	30	76,39	75,13	Bm19	83	60	95	90	105
32 8M 85 F	AF	32	81,49	80,16	Bm20	87	65	95	90	105
34 8M 85 F	AF	34	86,58	85,22	Bm22	93	70	95	90	105
36 8M 85 F	AF	36	91,67	90,30	Bm23	97	75	95	90	105
38 8M 85 F	AF	38	96,77	95,39	Bm24	105	80	95	90	105
40 8M 85 F	AF	40	101,86	100,49	Bm25	106	85	95	90	105
44 8M 85 F	AF	44	112,05	110,67	Bm27	118	95	95	90	105
48 8M 85 F	AF	48	122,23	120,86	Bm29	127	95	95	90	105
56 8M 85 F	AF	56	142,60	141,23	Bm36	152	95	95	90	105
64 8M 85 F	SBF	64	162,97	161,60	Bm38	168	100	95	90	95
72 8M 85 F	SBF	72	183,35	181,97	Bm41	194	100	95	90	95
80 8M 85	SB	80	203,72	202,35	-	-	110	95	-	95
90 8M 85	SB	90	229,18	227,81	-	-	110	95	-	95
112 8M 85	SC	112	285,21	283,83	-	-	110	95	-	95
144 8M 85	SC	144	366,69	365,32	-	-	120	95	-	95
168 8M 85	SC	168	427,81	426,44	-	-	120	95	-	95
192 8M 85	SC	192	488,92	487,55	-	-	130	95	-	95



### Pulley type HTD (14 mm pitch) for 40 mm wide belts

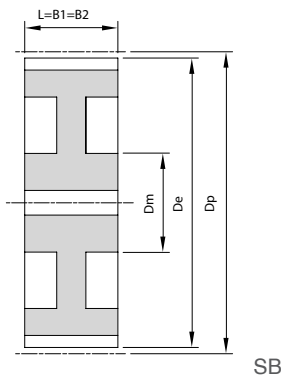
Code	Drawing	Teeth	Dp	De	Flange 2,5	Df	Dm	B1	B2	L
28 14M 40 F	AF	28	124,78	121,98	Bm43	136	85	54	46	69
29 14M 40 F	AF	29	129,23	126,44	Bm44	140	100	54	46	69
30 14M 40 F	AF	30	133,69	130,90	Bm45	145	100	54	46	69
32 14M 40 F	AF	32	142,60	139,81	Bm46	155	100	54	46	69
34 14M 40 F	AF	34	151,51	148,72	Bm47	162	110	54	46	69
36 14M 40 F	AF	36	160,43	157,68	Bm49	176	115	54	46	69
38 14M 40 F	AF	38	169,34	166,60	Bm50	182	125	54	46	69
40 14M 40 F	AF	40	178,25	175,49	Bm51	191	135	54	46	69
44 14M 40 F	AF	44	196,08	193,28	Bm55	210	155	54	46	69
48 14M 40 F	AF	48	213,90	211,11	Bm57	225	170	54	46	69
56 14M 40 F	BF	56	249,55	246,76	Bm61	255	135	54	46	69
64 14M 40 F	BF	64	285,21	282,41	Bm63	290	135	54	46	69
72 14M 40 F	BF	72	320,86	318,06	Bm69	335	135	54	46	69
80 14M 40 F	BF	80	356,51	353,71	Bm110	370	135	54	46	69
90 14M 40	C	90	401,07	398,28	-	-	135	54	-	69

Cast Iron ⬇️

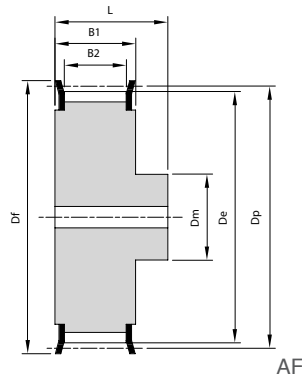
### Pulley type HTD (14 mm pitch) for 55 mm wide belts

Code	Drawing	Teeth	Dp	De	Flange 2,5	Df	Dm	B1	B2	L
28 14M 55 F	AF	28	124,78	121,98	Bm43	136	85	70	62	85
29 14M 55 F	AF	29	129,23	126,44	Bm44	140	100	70	62	85
30 14M 55 F	AF	30	133,69	130,90	Bm45	145	100	70	62	85
32 14M 55 F	AF	32	142,60	139,81	Bm46	155	100	70	62	85
34 14M 55 F	AF	34	151,51	148,72	Bm47	162	110	70	62	85
36 14M 55 F	AF	36	160,43	157,68	Bm49	176	115	70	62	85
38 14M 55 F	AF	38	169,34	166,60	Bm50	182	125	70	62	85
40 14M 55 F	AF	40	178,25	175,49	Bm51	191	135	70	62	85
44 14M 55 F	AF	44	196,08	193,28	Bm55	210	155	70	62	85
48 14M 55 F	SBF	48	213,90	211,11	Bm57	225	135	70	62	70
56 14M 55 F	SBF	56	249,55	246,76	Bm61	255	135	70	62	70
64 14M 55 F	SBF	64	285,21	282,41	Bm63	290	135	70	62	70
72 14M 55	SC	72	320,86	318,06	-	-	135	70	-	70
80 14M 55	SC	80	356,51	353,71	-	-	135	70	-	70
90 14M 55	SC	90	401,07	398,28	-	-	135	70	-	70

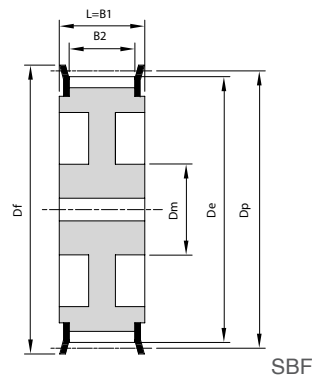
Cast Iron ⬇️



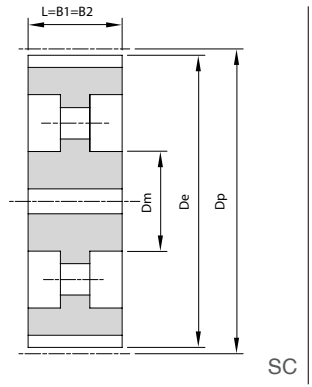
SB



AF



SBF



SC

**Pulley type HTD (14 mm pitch) for 85 mm wide belts**

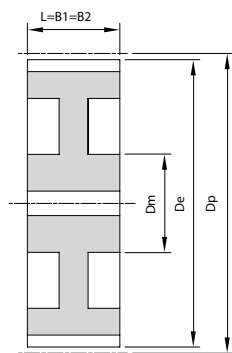
Code	Drawing	Teeth	Dp	De	Flange 2,5	Df	Dm	B1	B2	L
28 14M 85 F	AF	28	124,78	121,98	Bm43	136	85	102	94	117
29 14M 85 F	AF	29	129,23	126,44	Bm44	140	100	102	94	117
30 14M 85 F	AF	30	133,69	130,90	Bm45	145	100	102	94	117
32 14M 85 F	AF	32	142,60	139,81	Bm46	155	100	102	94	117
34 14M 85 F	AF	34	151,51	148,72	Bm47	162	110	102	94	117
36 14M 85 F	AF	36	160,43	157,68	Bm49	176	115	102	94	117
38 14M 85 F	AF	38	169,34	166,60	Bm50	182	125	102	94	117
40 14M 85 F	AF	40	178,25	175,49	Bm51	191	135	102	94	117
44 14M 85 F	AF	44	196,08	193,28	Bm55	210	155	102	94	117
48 14M 85 F	AF	48	213,90	211,11	Bm57	225	170	102	94	117
56 14M 85 F	SBF	56	249,55	246,76	Bm61	255	150	102	94	102
64 14M 85 F	SBF	64	285,21	282,41	Bm63	290	150	102	94	102
72 14M 85	SB	72	320,86	318,06	-	-	150	102	-	102
80 14M 85	SC	80	356,51	353,71	-	-	150	102	-	102
90 14M 85	SC	90	401,07	398,28	-	-	150	102	-	102

Cast Iron ↓

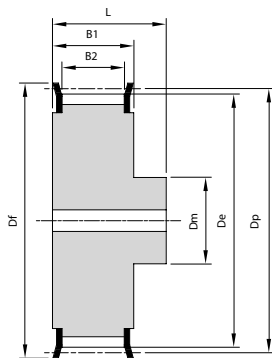
**Pulley type HTD (14 mm pitch) for 115 mm wide belts**

Code	Drawing	Teeth	Dp	De	Flange 2,5	Df	Dm	B1	B2	L
28 14M 115 F	AF	28	124,78	121,98	Bm43	136	85	133	125	148
29 14M 115 F	AF	29	129,23	126,44	Bm44	140	100	133	125	148
30 14M 115 F	AF	30	133,69	130,90	Bm45	145	100	133	125	148
32 14M 115 F	AF	32	142,60	139,81	Bm46	155	100	133	125	148
34 14M 115 F	AF	34	151,51	148,72	Bm47	162	110	133	125	148
36 14M 115 F	AF	36	160,43	157,68	Bm49	176	115	133	125	148
38 14M 115 F	AF	38	169,34	166,60	Bm50	182	125	133	125	148
40 14M 115 F	AF	40	178,25	175,49	Bm51	191	135	133	125	148
44 14M 115 F	AF	44	196,08	193,28	Bm55	210	155	133	125	148
48 14M 115 F	AF	48	213,90	211,11	Bm57	225	170	133	125	148
56 14M 115 F	AF	56	249,55	246,76	Bm61	255	150	133	125	148
64 14M 115 F	SBF	64	285,21	282,41	Bm63	290	150	133	125	133
72 14M 115	SC	72	320,86	318,06	-	-	150	133	-	133
80 14M 115	SC	80	356,51	353,71	-	-	150	133	-	133
90 14M 115	SC	90	401,07	398,28	-	-	150	133	-	133

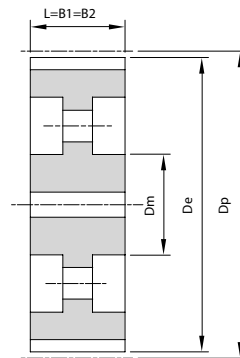
Cast Iron ↓



SB



AF



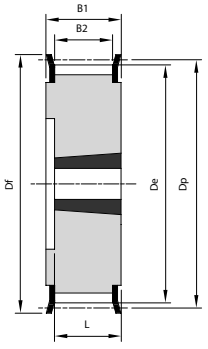
SC

**Pulley type HTD (14 mm pitch) for 179 mm wide belts**

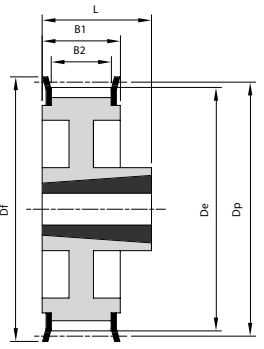
Code	Drawing	Teeth	Dp	De	Flange 2,5	Df	Dm	B1	B2	L
28 14M 170 F	AF	28	124,78	121,98	Bm43	136	85	187	179	202
29 14M 170 F	AF	29	129,23	126,44	Bm44	140	100	187	179	202
30 14M 170 F	AF	30	133,69	130,90	Bm45	145	100	187	179	202
32 14M 170 F	AF	32	142,60	139,81	Bm46	155	100	187	179	202
34 14M 170 F	AF	34	151,51	148,72	Bm47	162	110	187	179	202
36 14M 170 F	AF	36	160,43	157,68	Bm49	176	115	187	179	202
38 14M 170 F	AF	38	169,34	166,60	Bm50	182	125	187	179	202
40 14M 170 F	AF	40	178,25	175,49	Bm51	191	135	187	179	202
44 14M 170 F	AF	44	196,08	193,28	Bm55	210	155	187	179	202
48 14M 170 F	AF	48	213,90	211,11	Bm57	225	170	187	179	202
56 14M 170 F	AF	56	249,55	246,76	Bm61	255	150	187	179	202
64 14M 170 F	AF	64	285,21	282,41	Bm63	290	150	187	179	202
72 14M 170	SB	72	320,86	318,06	-	-	150	187	-	187
80 14M 170	SB	80	356,51	353,71	-	-	150	187	-	187
90 14M 170	SC	90	401,07	398,28	-	-	150	187	-	187

Cast Iron ⤵

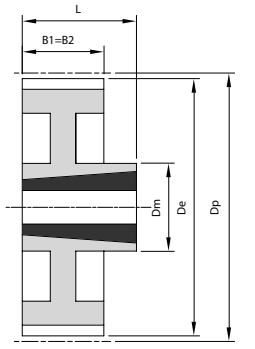




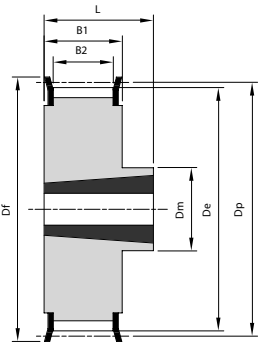
5F



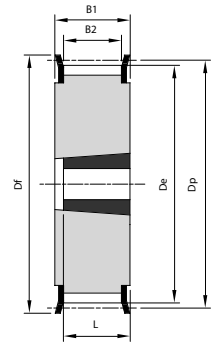
8WF



8W



8F



3F

**Pulley type HTD (8 mm pitch) for 20 mm wide belts**

Typ koła Code	Profil Drawing	Liczba zębów Teeth	Dp	De	Flansza 1,5 Flange 1,5	Df	Dm	B1	B2	L	Taper bush
T22 8M 20 F	5F	22	56,02	54,65	Bm14	63	-	28	23	22	1008
T24 8M 20 F	5F	24	61,12	59,75	Bm15	66	-	28	23	22	1108
T26 8M 20 F	5F	26	66,21	64,84	Bm16	72	-	28	23	22	1108
T28 8M 20 F	5F	28	71,30	70,08	Bm18	80	-	28	23	22	1108
T30 8M 20 F	5F	30	76,39	75,13	Bm19	83	-	28	23	22	1108
T32 8M 20 F	5F	32	81,49	80,16	Bm20	87	-	28	23	25	1610
T34 8M 20 F	5F	34	86,58	85,22	Bm22	93	-	28	23	25	1610
T36 8M 20 F	5F	36	91,67	90,30	Bm23	97	-	28	23	25	1610
T38 8M 20 F	5F	38	96,77	95,39	Bm24	105	-	28	23	25	1610
T40 8M 20 F	5F	40	101,86	100,49	Bm25	106	-	28	23	25	1610
T44 8M 20 F	8F	44	112,05	110,67	Bm27	121	87	28	23	32	2012
T48 8M 20 F	8F	48	122,23	120,86	Bm29	127	95	28	23	32	2012
T56 8M 20 F	8F	56	142,60	141,23	Bm36	152	105	28	23	32	2012
T64 8M 20 F	8F	64	162,97	161,60	Bm38	168	105	28	23	32	2012
T72 8M 20 F	8WF	72	183,35	181,97	Bm41	194	105	28	23	32	2012
T80 8M 20	8W	80	203,72	202,35	-	-	105	28	-	32	2012
T90 8M 20	8W	90	229,18	227,81	-	-	105	28	-	32	2012

Steel

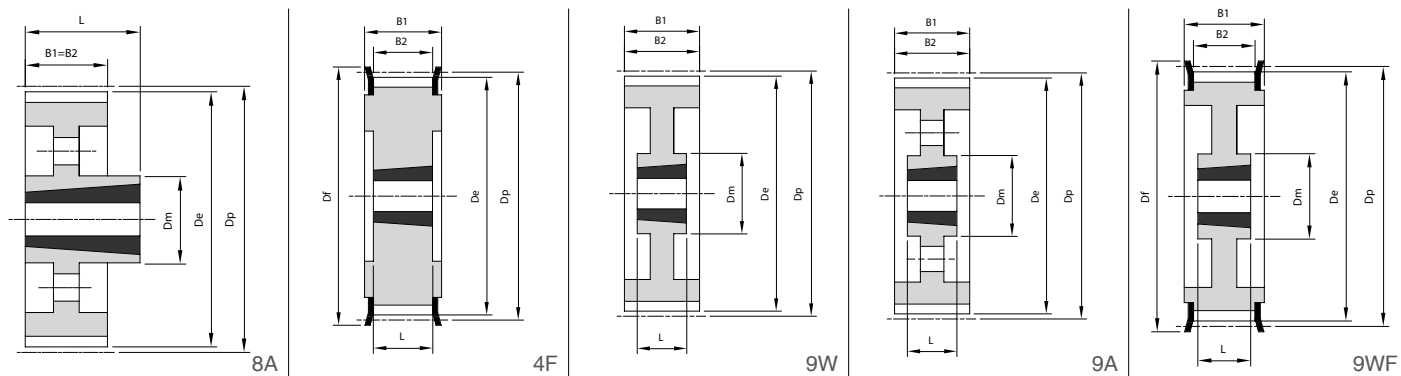
Cast Iron

**Pulley type HTD (8 mm pitch) for 30 mm wide belts**

Code	Drawing	Teeth	Dp	De	Flange 1,5	Df	Dm	B1	B2	L	Taper bush
T22 8M 30 F	5F	22	56,02	54,65	Bm14	63	-	38	33	22	1008
T24 8M 30 F	5F	24	61,12	59,75	Bm15	66	-	38	33	22	1108
T26 8M 30 F	5F	26	66,21	64,84	Bm16	72	-	38	33	22	1108
T28 8M 30 F	5F	28	71,30	70,08	Bm18	80	-	38	33	22	1108
T30 8M 30 F	3F	30	76,39	75,13	Bm19	83	-	38	33	38	1615
T32 8M 30 F	3F	32	81,49	80,16	Bm20	87	-	38	33	38	1615
T34 8M 30 F	3F	34	86,58	85,22	Bm22	93	-	38	33	38	1615
T36 8M 30 F	3F	36	91,67	90,30	Bm23	97	-	38	33	38	1615
T38 8M 30 F	3F	38	96,77	95,39	Bm24	105	-	38	33	38	1615
T40 8M 30 F	3F	40	101,86	100,49	Bm25	106	-	38	33	38	1615
T44 8M 30 F	4F	44	112,05	110,67	Bm27	121	-	38	33	32	2012
T48 8M 30 F	4F	48	122,23	120,86	Bm29	127	-	38	33	32	2012
T56 8M 30 F	4F	56	142,60	141,23	Bm36	152	-	38	33	32	2012
T64 8M 30 F	8F	64	162,97	161,60	Bm38	168	130	38	33	45	2517
T72 8M 30 F	8WF	72	183,35	181,97	Bm41	194	120	38	33	45	2517
T80 8M 30	8W	80	203,72	202,35	-	-	120	38	-	45	2517
T90 8M 30	8W	90	229,18	227,81	-	-	120	38	-	45	2517
T112 8M 30	8A	112	285,21	283,83	-	-	120	38	-	45	2517
T144 8M 30	8A	144	366,69	365,32	-	-	120	38	-	45	2517

Steel

Cast Iron



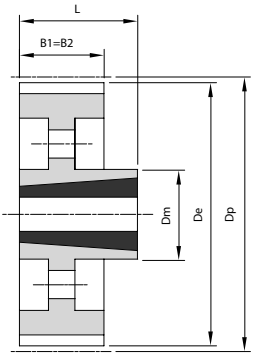
### Pulley type HTD (8 mm pitch) for 50 mm wide belts

	Code	Drawing	Teeth	Dp	De	Flange 1,5	Df	Dm	B1	B2	L	Taper bush
Steel	T28 8M 50 F	4F	28	71,30	70,08	Bm18	80	-	60	55	22	1108
	T30 8M 50 F	5F	30	76,39	75,13	Bm19	83	-	60	55	38	1615
	T32 8M 50 F	5F	32	81,49	80,16	Bm20	87	-	60	55	38	1615
	T34 8M 50 F	5F	34	86,58	85,22	Bm22	93	-	60	55	38	1615
	T36 8M 50 F	5F	36	91,67	90,30	Bm23	97	-	60	55	38	1615
	T38 8M 50 F	5F	38	96,77	95,39	Bm24	105	-	60	55	38	1615
	T40 8M 50 F	4F	40	101,86	100,49	Bm25	106	-	60	55	32	2012
	T44 8M 50 F	4F	44	112,05	110,67	Bm28	121	-	60	55	32	2012
	T48 8M 50 F	4F	48	122,23	120,86	Bm29	127	-	60	55	32	2012
	T56 8M 50 F	4F	56	142,60	141,23	Bm36	152	-	60	55	45	2517
Cast Iron	T64 8M 50 F	4F	64	162,97	161,60	Bm38	168	-	60	55	45	2517
	T72 8M 50 F	9WF	72	183,35	181,97	Bm41	194	120	60	55	45	2517
	T80 8M 50	9W	80	203,72	202,35	-	-	145	60	-	51	3020
	T90 8M 50	9W	90	229,18	227,81	-	-	145	60	-	51	3020
	T112 8M 50	9A	112	285,21	283,83	-	-	145	60	-	51	3020
	T144 8M 50	9A	144	366,69	365,32	-	-	145	60	-	51	3020
	T168 8M 50	8A	168	427,81	426,44	-	-	145	60	-	76	3020
	T192 8M 50	8A	192	488,92	487,55	-	-	145	60	-	76	3020

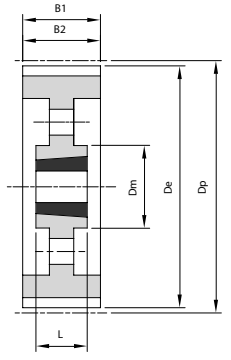
### Pulley type HTD (8 mm pitch) for 95 mm wide belts

	Code	Drawing	Teeth	Dp	De	Flange 1,5	Df	Dm	B1	B2	L	Taper bush
Steel	T34 8M 85 F	4F	34	86,58	85,22	Bm22	93	-	95	90	38	1615
	T36 8M 85 F	4F	36	91,67	90,30	Bm23	97	-	95	90	38	1615
	T38 8M 85 F	4F	38	96,77	95,39	Bm24	105	-	95	90	38	1615
	T40 8M 85 F	4F	40	101,86	100,49	Bm25	106	-	95	90	32	2012
	T44 8M 85 F	4F	44	112,05	110,67	Bm27	121	-	95	90	32	2012
	T48 8M 85 F	4F	48	122,23	120,86	Bm29	127	-	95	90	45	2517
	T56 8M 85 F	4F	56	142,60	141,23	Bm36	152	-	95	90	45	2517
	T64 8M 85 F	4F	64	162,97	161,60	Bm38	168	-	95	90	51	2517
	T72 8M 85 F	4F	72	183,35	181,97	Bm41	194	120	95	90	51	3020
	Cast Iron	T80 8M 85	9W	80	203,72	202,35	-	-	145	95	-	51
T90 8M 85		9W	90	229,18	227,81	-	-	145	95	-	51	3020
T112 8M 85		9A	112	285,21	283,83	-	-	145	95	-	51	3020
T144 8M 85		9A	144	366,69	365,32	-	-	145	95	-	76	3030
T168 8M 85		9A	168	427,81	426,44	-	-	145	95	-	76	3030
T192 8M 85		9A	192	488,92	487,55	-	-	145	95	-	76	3030

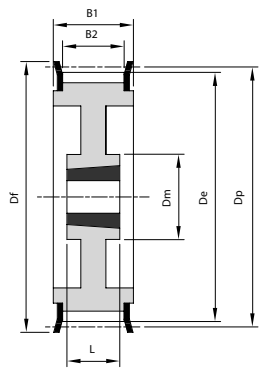




8A



9A



9WF

**Pulley type HTD (14 mm pitch) for 40 mm wide belts**

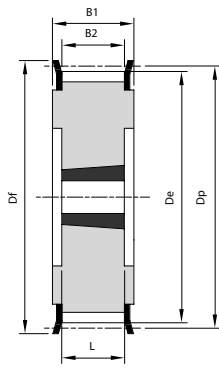
Code	Drawing	Teeth	Dp	De	Flange 2,5	Df	Dm	B1	B2	L	Taper bush
T28 14M 40 F	4F	28	124,78	121,98	Bm43	136	-	54	46	32	2012
T29 14M 40 F	4F	29	129,23	126,44	Bm44	140	-	54	46	32	2012
T30 14M 40 F	4F	30	133,69	130,90	Bm45	145	-	54	46	32	2012
T32 14M 40 F	4F	32	142,60	139,81	Bm46	155	-	54	46	32	2012
T34 14M 40 F	4F	34	151,51	148,72	Bm47	162	-	54	46	45	2517
T36 14M 40 F	4F	36	160,43	157,68	Bm49	176	-	54	46	45	2517
T38 14M 40 F	4F	38	169,34	166,60	Bm50	182	-	54	46	45	2517
T40 14M 40 F	4F	40	178,25	175,49	Bm51	191	-	54	46	45	2517
T44 14M 40 F	4F	44	196,08	193,28	Bm55	210	-	54	46	51	3020
T48 14M 40 F	4F	48	213,90	211,11	Bm57	225	-	54	46	51	3020
T56 14M 40 F	9WF	56	249,55	246,76	Bm61	255	145	54	46	51	3020
T64 14M 40 F	9AF	64	285,21	282,41	Bm63	290	145	54	46	51	3020
T72 14M 40	9A	72	320,86	318,06	Bm69	-	145	54	46	51	3020
T80 14M 40	9A	80	356,51	353,71	Bm110	-	145	54	46	51	3020
T90 14M 40	9A	90	401,07	398,28	-	-	145	54	-	51	3020

Cast Iron

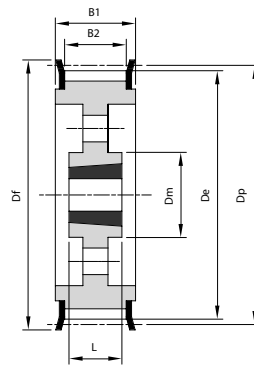
**Pulley type HTD (14 mm pitch) for 55 mm wide belts**

Code	Drawing	Teeth	Dp	De	Flange 2,5	Df	Dm	B1	B2	L	Taper bush
T28 14M 55 F	4F	28	124,78	121,98	Bm43	136	-	70	62	32	2012
T29 14M 55 F	4F	29	129,23	126,44	Bm44	140	-	70	62	32	2012
T30 14M 55 F	4F	30	133,69	130,90	Bm45	145	-	70	62	45	2517
T32 14M 55 F	4F	32	142,60	139,81	Bm46	155	-	70	62	45	2517
T34 14M 55 F	4F	34	151,51	148,72	Bm47	162	-	70	62	45	2517
T36 14M 55 F	4F	36	160,43	157,68	Bm49	176	-	70	62	45	2517
T38 14M 55 F	4F	38	169,34	166,60	Bm50	182	-	70	62	45	2517
T40 14M 55 F	4F	40	178,25	175,49	Bm51	191	-	70	62	45	2517
T44 14M 55 F	4F	44	196,08	193,28	Bm55	210	-	70	62	51	3020
T48 14M 55 F	4F	48	213,90	211,11	Bm57	225	-	70	62	51	3020
T56 14M 55 F	9WF	56	249,55	246,76	Bm61	255	145	70	62	51	3020
T64 14M 55 F	9WF	64	285,21	282,41	Bm63	290	170	70	62	51	3020
T72 14M 55	9W	72	320,86	318,06	-	-	170	70	-	51	3020
T80 14M 55	9W	80	356,51	353,71	-	-	170	70	-	51	3020
T90 14M 55	9A	90	401,07	398,28	-	-	160	70	-	51	3020

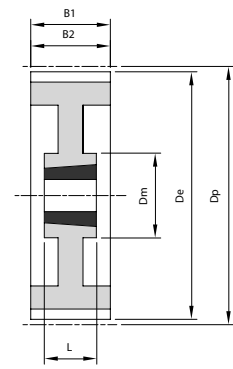
Cast Iron



4F



9AF



9W

### Pulley type HTD (14 mm pitch) for 85 mm wide belts

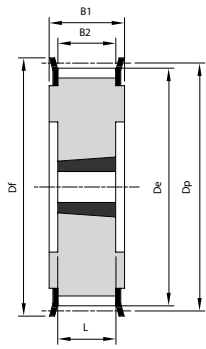
Code	Drawing	Teeth	Dp	De	Flange 2,5	Df	Dm	B1	B2	L	Taper bush
T28 14M 85 F	4F	28	124,78	121,98	Bm43	140	-	102	94	45	2517
T29 14M 85 F	4F	29	129,23	126,44	Bm44	140	-	102	94	45	2517
T30 14M 85 F	4F	30	133,69	130,90	Bm45	145	-	102	94	45	2517
T32 14M 85 F	4F	32	142,60	139,81	Bm46	155	-	102	94	45	2517
T34 14M 85 F	4F	34	151,51	148,72	Bm47	162	-	102	94	45	2517
T36 14M 85 F	4F	36	160,43	157,68	Bm49	176	-	102	94	51	3020
T38 14M 85 F	4F	38	169,34	166,60	Bm50	182	-	102	94	51	3020
T40 14M 85 F	4F	40	178,25	175,49	Bm51	191	-	102	94	51	3020
T44 14M 85 F	4F	44	196,08	193,28	Bm55	210	-	102	94	76	3030
T48 14M 85 F	4F	48	213,90	211,11	Bm57	225	-	102	94	76	3030
T56 14M 85 F	4F	56	249,55	246,76	Bm61	255	-	102	94	89	3535
T64 14M 85 F	9WF	64	285,21	282,41	Bm63	290	170	102	94	89	3535
T72 14M 85	9A	72	320,86	318,06	-	-	170	102	-	89	3535
T80 14M 85	9A	80	356,51	353,71	-	-	170	102	-	89	3535
T90 14M 85	9A	90	401,07	398,28	-	-	160	102	-	89	3535

Cast Iron

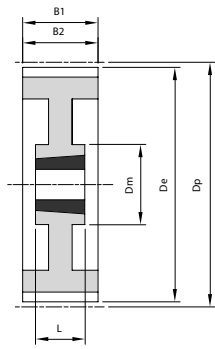
### Pulley type HTD (14 mm pitch) for 115 mm wide belts

Code	Drawing	Teeth	Dp	De	Flange 2,5	Df	Dm	B1	B2	L	Taper bush
T29 14M 115 F	4F	29	129,23	126,44	Bm44	140	-	133	125	45	2517
T30 14M 115 F	4F	30	133,69	130,90	Bm45	145	-	133	125	45	2517
T32 14M 115 F	4F	32	142,60	139,81	Bm46	155	-	133	125	45	2517
T34 14M 115 F	4F	34	151,51	148,72	Bm47	162	-	133	125	45	2517
T36 14M 115 F	4F	36	160,43	157,68	Bm49	176	-	133	125	51	3020
T38 14M 115 F	4F	38	169,34	166,60	Bm50	182	-	133	125	51	3020
T40 14M 115 F	4F	40	178,25	175,49	Bm51	191	-	133	125	51	3020
T44 14M 115 F	4F	44	196,08	193,28	Bm55	210	-	133	125	76	3030
T48 14M 115 F	4F	48	213,90	211,11	Bm57	225	-	133	125	76	3030
T56 14M 115 F	4F	56	249,55	246,76	Bm61	255	-	133	125	89	3535
T64 14M 115 F	9WF	64	285,21	282,41	Bm63	290	170	133	125	89	3535
T72 14M 115	9A	72	320,86	318,06	-	-	170	133	-	89	3535
T80 14M 115	9A	80	356,51	353,71	-	-	170	133	-	89	3535
T90 14M 115	9A	90	401,07	398,28	-	-	190	133	-	102	3535

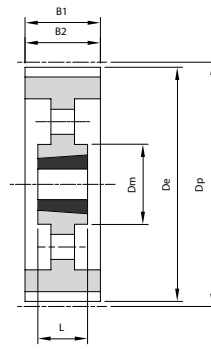
Cast Iron



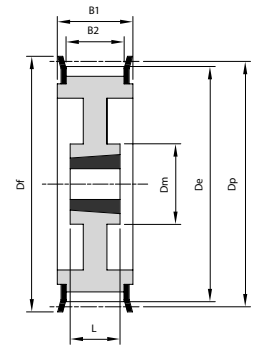
4F



9W



9A



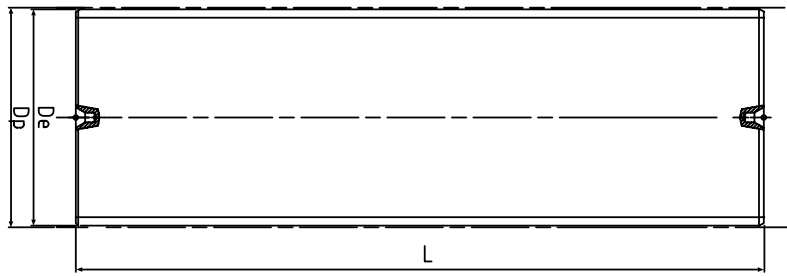
9WF

**Pulley type HTD (14 mm pitch) for 170 mm wide belts**

Code	Drawing	Teeth	Dp	De	Flange 2,5	Df	Dm	B1	B2	L	Taper bush
T38 14M 170 F	4F	38	169,34	166,60	Bm50	182	-	187	179	76	3030
T40 14M 170 F	4F	40	178,25	175,49	Bm51	191	-	187	179	76	3030
T44 14M 170 F	4F	44	196,08	193,28	Bm55	210	-	187	179	89	3535
T48 14M 170 F	4F	48	213,90	211,11	Bm57	225	-	187	179	89	3535
T56 14M 170 F	4F	56	249,55	246,76	Bm61	255	-	187	179	89	3535
T64 14M 170 F	9WF	64	285,21	282,41	Bm63	290	190	187	179	102	4040
T72 14M 170	9W	72	320,86	318,06	-	-	190	187	-	102	4040
T80 14M 170	9W	80	356,51	353,71	-	-	190	187	-	102	4040
T90 14M 170	9A	90	401,07	398,28	-	-	190	187	-	102	4040

Cast Iron





### T2,5 (2,5 mm pitch)

Code	No Teeth	Dp	De	L
T2,5-10	10	7,96	7,44	90
T2,5-12	12	9,55	9,03	90
T2,5-13	13	10,35	9,83	90
T2,5-14	14	11,14	10,62	90
T2,5-15	15	11,94	11,42	90
T2,5-16	16	12,73	12,21	90
T2,5-17	17	13,53	13,01	90
T2,5-18	18	14,32	13,80	90
T2,5-19	19	15,12	14,60	90
T2,5-20	20	15,92	15,40	90
T2,5-21	21	16,71	16,19	90
T2,5-22	22	17,51	16,99	90
T2,5-23	23	18,30	17,78	90
T2,5-24	24	19,10	18,58	90
T2,5-25	25	19,89	19,37	90
T2,5-26	26	20,69	20,17	90
T2,5-27	27	21,49	20,97	90
T2,5-28	28	22,28	21,76	90
T2,5-29	29	23,08	22,56	125
T2,5-30	30	23,87	23,35	125
T2,5-32	32	25,46	24,95	125
T2,5-34	34	27,06	26,54	125
T2,5-35	35	27,85	27,33	125
T2,5-36	36	28,65	28,13	125
T2,5-38	38	30,24	29,72	125
T2,5-40	40	31,83	31,31	125
T2,5-42	42	33,42	32,90	125
T2,5-44	44	35,01	34,50	125
T2,5-45	45	35,81	35,29	125
T2,5-48	48	38,20	37,68	140
T2,5-50	50	39,79	39,27	140
T2,5-60	60	47,75	47,23	140
T2,5-65	65	51,73	51,21	160
T2,5-70	70	55,70	55,19	160
T2,5-72	72	57,30	56,78	160
T2,5-90	90	71,62	71,10	160
T2,5-100	100	79,58	79,06	160

Aluminium

### T5 (5 mm pitch)

Code	No Teeth	Dp	De	L
T5-10	10	15,92	15,09	90
T5-11	11	17,51	16,68	90
T5-12	12	19,10	18,27	90
T5-13	13	20,69	19,86	90
T5-14	14	22,28	21,45	90
T5-15	15	23,87	23,04	125
T5-16	16	25,46	24,64	125
T5-17	17	27,06	26,23	125
T5-18	18	28,65	27,82	125
T5-19	19	30,24	29,41	125
T5-20	20	31,83	31,00	125
T5-21	21	33,42	32,59	125
T5-22	22	35,01	34,19	125
T5-23	23	36,61	35,78	125
T5-24	24	38,20	37,37	140
T5-25	25	39,79	38,96	140
T5-26	26	41,38	40,55	140
T5-27	27	42,97	42,14	140
T5-28	28	44,56	43,73	140
T5-29	29	46,15	45,33	140
T5-30	30	47,75	46,92	140
T5-32	32	50,93	50,10	160
T5-34	34	54,11	53,28	160
T5-35	35	55,70	54,88	160
T5-36	36	57,30	56,47	160
T5-37	37	58,89	58,06	160
T5-38	38	60,48	59,65	160
T5-40	40	63,66	62,83	160
T5-42	42	66,85	66,02	160
T5-44	44	70,03	69,20	160
T5-45	45	71,62	70,79	160
T5-46	46	73,21	72,38	160
T5-48	48	76,39	75,57	160
T5-50	50	79,58	78,75	160
T5-60	60	95,49	94,67	160
T5-64	64	101,86	101,03	160
T5-72	72	114,59	113,76	160
T5-80	80	127,32	126,50	160
T5-90	90	143,24	142,41	160
T5-100	100	159,15	158,33	160

Aluminium

### T10 (10 mm pitch)

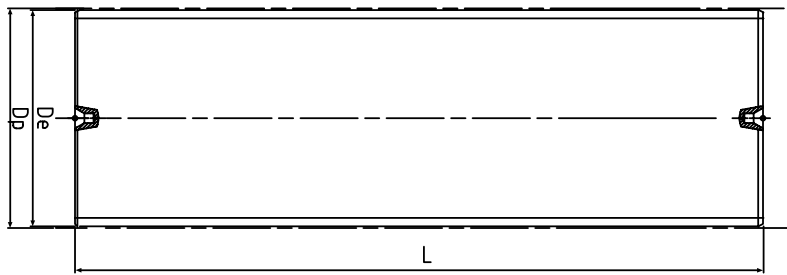
Code	No Teeth	Dp	De	L
T10-10	10	31,83	29,98	125
T10-11	11	35,01	33,17	125
T10-12	12	38,20	36,35	140
T10-13	13	41,38	39,53	140
T10-14	14	44,56	42,71	140
T10-15	15	47,75	45,90	140
T10-16	16	50,93	49,08	140
T10-17	17	54,11	52,26	160
T10-18	18	57,30	55,45	160
T10-19	19	60,48	58,63	160
T10-20	20	63,66	61,81	160
T10-21	21	66,85	65,00	160
T10-22	22	70,03	68,18	160
T10-23	23	73,21	71,36	160
T10-24	24	76,39	74,55	160
T10-25	25	79,58	77,73	160
T10-26	26	82,76	80,91	160
T10-27	27	85,94	84,10	160
T10-28	28	89,13	87,28	160
T10-30	30	95,49	93,65	160
T10-32	32	101,86	100,01	160
T10-34	34	108,23	106,38	160
T10-36	36	114,59	112,74	160
T10-38	38	120,96	119,11	160
T10-40	40	127,32	125,48	160
T10-45	45	143,24	141,39	160
T10-48	48	152,79	150,94	160
T10-60	60	190,99	189,14	160
T10-72	72	229,18	227,34	160

Aluminium / Steel

### T20 (20 mm pitch)

Typ Code	Liczba zębów No Teeth	Dp	De	L
T20-18	18	114,59	111,73	160
T20-19	19	120,96	118,10	160
T20-20	20	127,33	124,47	160
T20-21	21	133,69	130,83	160
T20-22	22	140,06	137,20	160
T20-23	23	146,43	143,57	160
T20-24	24	152,79	149,93	160
T20-25	25	159,16	156,30	160
T20-26	26	165,53	162,67	160
T20-28	27	178,26	175,40	160
T20-30	30	190,99	188,13	160

Aluminium / Steel



## AT5 (5 mm pitch)

Code	No Teeth	Dp	De	L
AT5-12	10	19,10	17,87	90
AT5-13	13	20,69	19,46	90
AT5-14	14	22,28	21,05	90
AT5-15	15	23,87	22,64	125
AT5-16	16	25,46	24,24	125
AT5-17	17	27,06	25,83	125
AT5-18	18	28,65	27,42	125
AT5-19	19	30,24	29,01	125
AT5-20	20	31,83	30,60	125
AT5-21	21	33,42	32,19	125
AT5-22	22	35,01	33,79	125
AT5-23	23	36,61	35,38	125
AT5-24	24	38,20	36,97	140
AT5-25	25	39,79	38,56	140
AT5-26	26	41,38	40,15	140
AT5-27	27	42,97	41,74	140
AT5-28	28	44,56	43,33	140
AT5-29	29	46,15	44,93	140
AT5-30	30	47,75	46,52	140
AT5-31	31	49,34	48,11	140
AT5-32	32	50,93	49,70	140
AT5-34	34	54,11	52,88	160
AT5-35	35	55,70	54,48	160
AT5-36	36	57,30	56,07	160
AT5-38	38	60,48	59,25	160
AT5-40	40	63,65	62,43	160
AT5-42	42	66,85	65,62	160
AT5-44	44	70,03	68,80	160
AT5-45	45	71,62	70,39	160
AT5-46	46	73,21	71,98	160
AT5-48	48	76,39	75,17	160
AT5-50	50	79,58	78,35	160
AT5-60	60	95,49	94,27	160
AT5-64	64	101,86	100,63	160
AT5-72	72	114,59	113,36	160

## AT10 (10 mm pitch)

Code	No Teeth	Dp	De	L
AT10-15	15	47,75	45,90	140
AT10-16	16	50,93	49,08	140
AT10-17	17	54,11	52,26	160
AT10-18	18	57,30	55,45	160
AT10-19	19	60,48	58,63	160
AT10-20	20	63,66	61,81	160
AT10-21	21	66,85	65,00	160
AT10-22	22	70,03	68,18	160
AT10-23	23	73,21	71,36	160
AT10-24	24	76,39	74,55	160
AT10-25	25	79,58	77,73	160
AT10-26	26	82,76	80,91	160
AT10-27	27	85,94	84,10	160
AT10-28	28	89,13	87,28	160
AT10-29	29	92,31	90,46	160
AT10-30	30	95,49	93,65	160
AT10-32	32	101,86	100,01	160
AT10-34	34	108,23	106,38	160
AT10-35	35	111,41	109,56	160
AT10-36	36	114,59	112,74	160
AT10-38	38	120,96	119,11	160
AT10-40	40	127,32	125,48	160
AT10-42	42	133,69	131,84	160
AT10-44	44	140,06	138,21	160
AT10-45	45	143,24	141,39	160
AT10-48	48	152,79	150,94	160
AT10-52	52	165,53	163,68	160
AT10-60	60	190,99	189,14	160

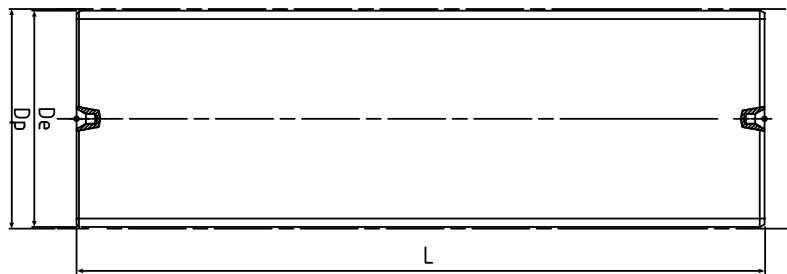
## AT 20 (20 mm pitch)

Code	No Teeth	Dp	De	L
AT20-18	18	114,59	111,73	160
AT20-19	19	120,96	118,10	160
AT20-20	20	127,32	124,47	160
AT20-21	21	133,69	130,83	160
AT20-22	22	140,06	137,20	160
AT20-23	23	146,42	143,57	160
AT20-24	24	152,79	149,93	160
AT20-25	25	159,15	156,30	160
AT20-26	26	165,52	162,67	160
AT20-28	28	178,25	175,40	160
AT20-30	30	190,99	188,13	160

Aluminium / Steel

Aluminium / Steel





## MXL (2,032 mm pitch)

Code	No Teeth	Dp	De	L
MXL-10	10	6,47	5,96	90
MXL-11	11	7,11	6,61	90
MXL-12	12	7,76	7,25	90
MXL-13	13	8,41	7,90	90
MXL-14	14	9,06	8,55	90
MXL-15	15	9,70	9,19	90
MXL-16	16	10,35	9,84	90
MXL-17	17	11,00	10,49	90
MXL-18	18	11,64	11,13	90
MXL-19	19	12,29	11,78	90
MXL-20	20	12,94	12,43	90
MXL-21	21	13,58	13,07	90
MXL-22	22	14,23	13,72	90
MXL-23	23	14,88	14,37	90
MXL-24	24	15,52	15,01	90
MXL-25	25	16,17	15,66	90
MXL-26	26	16,82	16,31	90
MXL-27	27	17,46	16,95	90
MXL-28	28	18,11	17,60	90
MXL-29	29	18,76	18,25	90
MXL-30	30	19,40	18,89	90
MXL-32	32	20,70	20,19	90
MXL-34	34	21,99	21,48	90
MXL-35	35	22,64	22,13	125
MXL-36	36	23,29	22,78	125
MXL-38	38	24,58	24,07	125
MXL-40	40	25,87	25,36	125
MXL-42	42	27,17	26,66	125
MXL-44	44	28,46	27,95	125
MXL-45	45	29,11	28,60	125
MXL-48	48	31,05	30,54	125
MXL-50	50	32,34	31,83	125
MXL-60	60	38,81	38,30	140
MXL-64	64	41,40	40,89	140
MXL-65	65	42,04	41,53	140
MXL-70	70	45,28	44,77	140
MXL-72	72	46,57	46,06	140
MXL-75	75	48,51	48,00	160
MXL-90	90	58,21	57,70	160
MXL-110	110	71,15	70,64	160

Aluminium



## XL (5,08 mm pitch)

Code	No Teeth	Dp	De	L
XL-10	10	16,17	15,66	90
XL-11	11	17,79	17,28	90
XL-12	12	19,40	18,89	90
XL-13	13	21,02	20,51	90
XL-14	14	22,64	22,13	125
XL-15	15	24,26	23,75	125
XL-16	16	25,87	25,36	125
XL-17	17	27,49	26,98	125
XL-18	18	29,11	28,60	125
XL-19	19	30,72	30,21	125
XL-20	20	32,34	31,83	125
XL-21	21	33,96	33,45	125
XL-22	22	35,57	35,07	125
XL-23	23	37,19	36,68	140
XL-24	24	38,81	38,30	140
XL-25	25	40,43	39,92	140
XL-26	26	42,04	41,53	140
XL-27	27	43,66	43,15	140
XL-28	28	45,28	44,77	140
XL-29	29	46,89	46,38	140
XL-30	30	48,51	48,00	140
XL-32	32	51,74	51,24	160
XL-33	33	53,36	52,85	160
XL-34	34	54,98	54,47	160
XL-35	35	56,60	56,09	160
XL-36	36	58,21	57,70	160
XL-38	38	61,45	60,94	160
XL-39	39	63,06	62,56	160
XL-40	40	64,68	64,17	160
XL-41	41	66,30	65,79	160
XL-42	42	67,91	67,41	160
XL-43	43	69,53	69,02	160
XL-44	44	71,15	70,64	160
XL-45	45	72,77	72,26	160
XL-48	48	77,62	77,11	160
XL-50	50	80,85	80,34	160
XL-52	52	84,08	83,58	160
XL-56	56	90,55	90,05	160
XL-60	60	97,02	96,51	160
XL-64	64	103,49	102,98	160
XL-72	72	116,43	115,92	160

Aluminium / Steel



## L (9,525 mm pitch)

Code	No Teeth	Dp	De	L
L-10	10	30,32	29,55	125
L-11	11	33,35	32,58	125
L-12	12	36,38	35,61	125
L-13	13	39,41	38,65	140
L-14	14	42,45	41,68	140
L-15	15	45,48	44,71	140
L-16	16	48,51	47,74	140
L-17	17	51,54	50,77	160
L-18	18	54,57	53,81	160
L-19	19	57,61	56,84	160
L-20	20	60,64	59,87	160
L-21	21	63,67	62,90	160
L-22	22	66,70	65,93	160
L-23	23	69,73	68,97	160
L-24	24	72,77	72,00	160
L-25	25	75,80	75,03	160
L-27	27	81,86	81,09	160
L-28	28	84,89	84,13	160
L-30	30	90,96	90,19	160
L-32	32	97,02	96,25	160
L-36	36	109,15	108,38	160
L-40	40	121,28	120,51	160

Aluminium / Steel



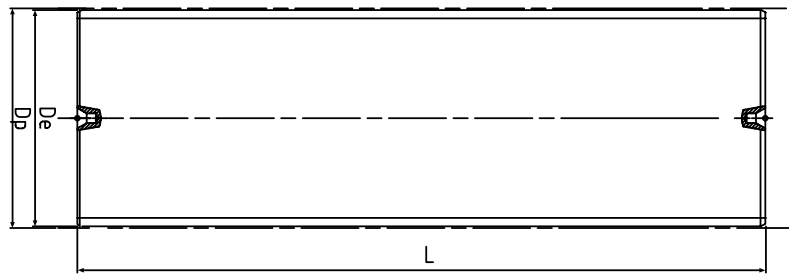
## H (12,7 mm pitch)

Code	No Teeth	Dp	De	L
H-14	14	56,60	55,22	160
H-15	15	60,64	59,26	160
H-16	16	64,68	63,30	160
H-17	17	68,72	67,35	160
H-18	18	72,77	71,39	160
H-19	19	76,81	75,43	160
H-20	20	80,85	79,47	160
H-21	21	84,89	83,52	160
H-22	22	88,94	87,56	160
H-23	23	92,98	91,60	160
H-24	24	97,02	95,64	160
H-25	25	101,06	99,69	160
H-26	26	105,11	103,73	160
H-27	27	109,15	107,77	160
H-28	28	113,19	111,81	160
H-30	30	121,28	119,90	160
H-32	32	129,36	127,98	160
H-34	34	137,45	136,07	160
H-36	36	145,53	144,16	160
H-40	40	161,70	160,33	160

Aluminium / Steel







## 3M (3 mm pitch)

Code	No Teeth	Dp	De	L
3M-10	10	9,55	8,79	90
3M-11	11	10,50	9,74	90
3M-12	12	11,46	10,70	90
3M-13	13	12,41	11,65	90
3M-14	14	13,37	12,61	90
3M-15	15	14,32	13,56	90
3M-16	16	15,28	14,52	90
3M-17	17	16,23	15,47	90
3M-18	18	17,19	16,43	90
3M-19	19	18,14	17,38	90
3M-20	20	19,10	18,34	90
3M-21	21	20,05	19,29	90
3M-22	22	21,01	20,25	90
3M-23	23	21,96	21,20	90
3M-24	24	22,92	22,16	125
3M-25	25	23,87	23,11	125
3M-26	26	24,83	24,07	125
3M-28	28	26,74	25,98	125
3M-30	30	28,65	27,89	125
3M-32	32	30,56	28,80	125
3M-34	34	32,47	31,71	125
3M-36	36	34,38	33,62	125
3M-38	38	36,29	35,53	125
3M-40	40	38,20	37,44	140
3M-42	42	40,11	39,35	140
3M-45	45	42,97	42,21	140
3M-48	48	45,84	45,08	140
3M-60	60	57,30	56,54	160
3M-72	72	68,75	68,00	160

Aluminium ↓

## 5M (5 mm pitch)

Code	No Teeth	Dp	De	L
5M-12	12	19,10	17,96	90
5M-13	13	20,69	19,55	90
5M-14	14	22,28	21,14	90
5M-15	15	23,87	22,73	125
5M-16	16	25,46	24,33	125
5M-17	17	27,06	25,92	125
5M-18	18	28,65	27,51	125
5M-19	19	30,21	29,10	125
5M-20	20	31,83	30,69	125
5M-21	21	33,42	32,28	125
5M-22	22	35,01	33,88	125
5M-23	23	35,61	35,47	125
5M-24	24	38,20	37,06	140
5M-26	26	41,38	40,24	140
5M-27	27	42,97	41,83	140
5M-28	28	44,56	43,42	140
5M-30	30	47,75	46,61	140
5M-32	32	50,93	49,79	140
5M-34	34	54,11	52,97	160
5M-36	36	57,30	56,16	160
5M-38	38	60,48	59,34	160
5M-40	40	63,66	62,52	160
5M-42	42	66,85	65,71	160
5M-44	44	70,03	68,89	160
5M-45	45	71,62	70,48	160
5M-48	48	76,39	75,26	160
5M-50	50	79,58	78,44	160
5M-60	60	95,49	94,36	160
5M-72	72	114,59	113,45	160

Aluminium / Steel ↓

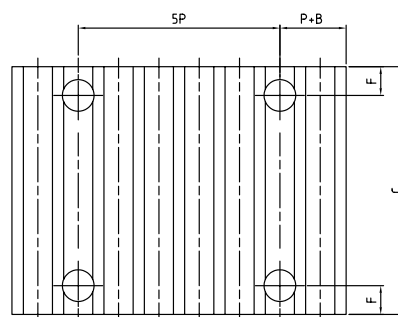
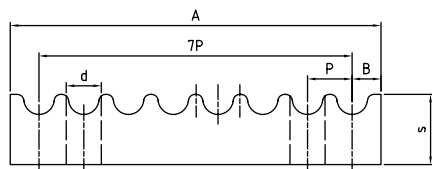
## 8M (8 mm pitch)

Code	No Teeth	Dp	De	L
8M-18	18	45,84	44,47	140
8M-19	19	48,38	47,01	140
8M-20	20	50,93	49,56	140
8M-21	21	53,48	52,11	160
8M-22	22	56,02	54,65	160
8M-23	23	58,57	57,20	160
8M-24	24	61,12	59,75	160
8M-25	25	63,66	62,29	160
8M-26	26	66,21	64,84	160
8M-27	27	68,75	67,39	160
8M-28	28	71,30	69,93	160
8M-29	29	73,85	72,48	160
8M-30	30	76,39	75,03	160
8M-32	32	81,49	80,12	160
8M-34	34	86,58	85,21	160
8M-35	35	89,13	87,76	160
8M-36	36	91,67	90,31	160
8M-38	38	96,77	95,40	160
8M-40	40	101,86	100,49	160

Aluminium / Steel ↓





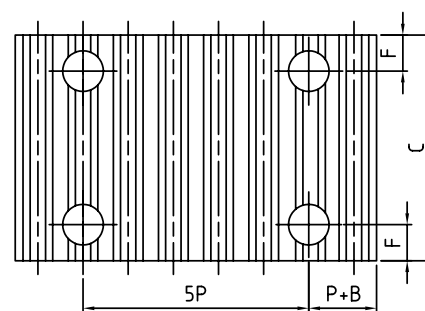
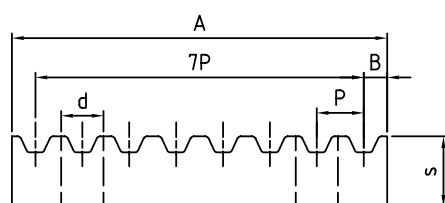


## Clamping plates for imperial pitch belts

Pitch	F	d	B	A	S	Belt width [inches]											
						025	037	050	075	100	150	200	300	400			
XL	6	5,5	3,5	42,5	8	25,5	28,5	32	38	45							
L	8	9	5	76,6	15		36	39	45	51,5	64	77					
H	10	11	9	106,9	22			45	51	57,5	70	83	108	134			



Aluminium



## Clamping plates for HTD pitch belts

Pitch	F	d	B	A	S	Belt width [inches]											
						6	9	10	15	20	25	30	40	50	55	85	115
5M	6	5,5	3,25	41,5	8	25	28		34		44						
8M	8	9	5	66	15			35	40	45		55	75		110		
14M	10	11	9	116	22						56	71	86	116	146	201	



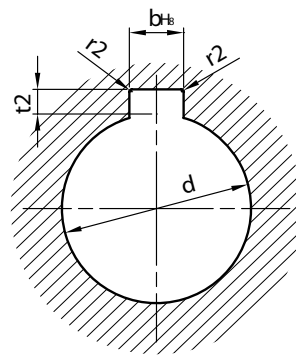
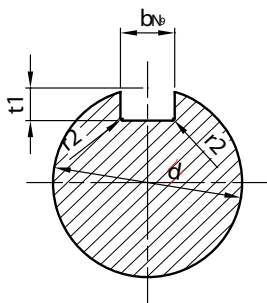
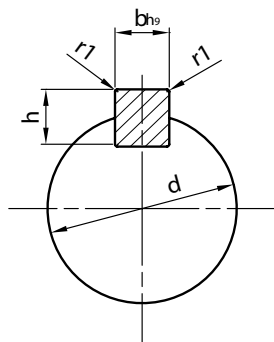
Aluminium

## Clamping plates for metric pitch belts

Pitch	F	d	B	A	S	Belt width [inches]										
						6	10	16	20	25	32	50	75	100		
T5 AT5	6	5,5	3,25	41,65	8	25	29	35	39	44	51	69				
T10 AT10	8	9	5	80	15		35	41		50	57	75	100	125		
T20 AT20	10	11	10	160	20					56	63	81	106	132		

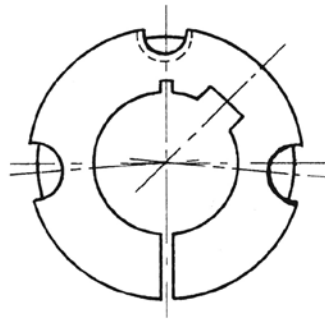
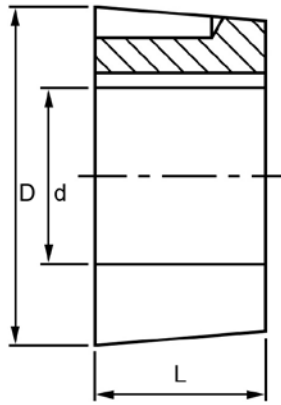


Aluminium

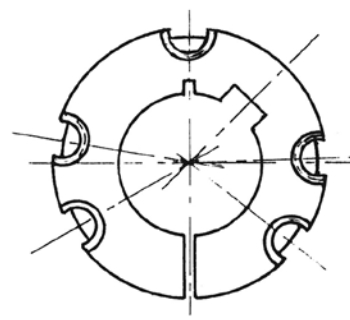


Keyway acc. DIN 6885

d					
	b x h	t <sub>1</sub>	t <sub>2</sub>	r <sub>1</sub>	r <sub>2</sub>
6 ÷ 8	2 x 2	1,2 <sup>+0,1</sup>	1,0 <sup>+0,1</sup>	0,2	0,2
8 ÷ 10	3 x 3	1,8 <sup>+0,1</sup>	1,4 <sup>+0,1</sup>	0,2	0,2
10 ÷ 12	4 x 4	2,5 <sup>+0,1</sup>	1,8 <sup>+0,1</sup>	0,2	0,2
12 ÷ 17	5 x 5	3,0 <sup>+0,1</sup>	2,3 <sup>+0,1</sup>	0,3	0,2
17 ÷ 22	6 x 6	3,5 <sup>+0,1</sup>	2,8 <sup>+0,1</sup>	0,3	0,2
22 ÷ 30	8 x 7	4,0 <sup>+0,2</sup>	3,3 <sup>+0,2</sup>	0,5	0,2
30 ÷ 38	10 x 8	5,0 <sup>+0,2</sup>	3,3 <sup>+0,2</sup>	0,5	0,3
38 ÷ 44	12 x 8	5,0 <sup>+0,2</sup>	3,3 <sup>+0,2</sup>	0,5	0,3
44 ÷ 50	14 x 9	5,5 <sup>+0,2</sup>	3,8 <sup>+0,2</sup>	0,5	0,3
50 ÷ 58	16 x 10	6,0 <sup>+0,2</sup>	4,3 <sup>+0,2</sup>	0,5	0,3
58 ÷ 65	18 x 11	7,0 <sup>+0,2</sup>	4,4 <sup>+0,2</sup>	0,5	0,3
65 ÷ 75	20 x 12	7,5 <sup>+0,2</sup>	4,9 <sup>+0,2</sup>	0,7	0,5
75 ÷ 85	22 x 14	9,0 <sup>+0,2</sup>	5,4 <sup>+0,2</sup>	0,7	0,5
85 ÷ 95	25 x 14	9,0 <sup>+0,2</sup>	5,4 <sup>+0,2</sup>	0,7	0,5
95 ÷ 110	28 x 16	10,0 <sup>+0,2</sup>	6,4 <sup>+0,2</sup>	0,7	0,5
110 ÷ 130	32 x 18	11,0 <sup>+0,3</sup>	7,4 <sup>+0,3</sup>	1,1	0,8
130 ÷ 150	36 x 20	12,0 <sup>+0,3</sup>	8,4 <sup>+0,3</sup>	1,1	0,8
150 ÷ 170	40 x 22	13,0 <sup>+0,3</sup>	9,4 <sup>+0,3</sup>	1,1	0,8
170 ÷ 200	45 x 25	15,0 <sup>+0,3</sup>	10,4 <sup>+0,3</sup>	1,1	0,8
200 ÷ 230	50 x 28	17,0 <sup>+0,3</sup>	11,4 <sup>+0,3</sup>	1,1	0,8
230 ÷ 260	56 x 32	20,0 <sup>+0,3</sup>	12,4 <sup>+0,3</sup>	1,8	1,4
260 ÷ 290	63 x 32	20,0 <sup>+0,3</sup>	12,4 <sup>+0,3</sup>	1,8	1,4



Type A (3 holes)




Type B (5 holes)

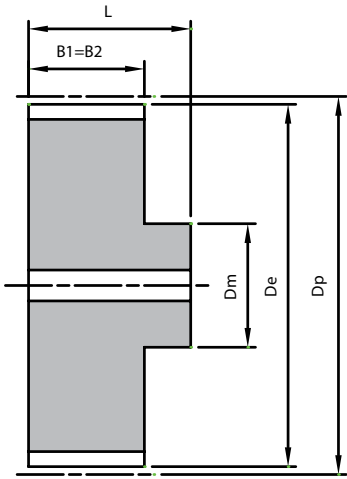
## Taper Bush

Taper Bush	Type	Bush length L	Outside dia. $\varnothing$ D	Grubscrew	Bore sizes $\varnothing$ d
TB-1008	A	22	35,0	1/4" x 1/2"	10-11-12-14-15-16-18-19-20-22-24-25
TB-1108	A	22	38,0	1/4" x 1/2"	10-11-12-14-15-16-18-19-20-22-24-25-28
TB-1210	A	25	47,5	3/8" x 5/8"	11-12-14-15-16-18-19-20-22-24-25-26-28-30-32
TB-1215	A	38	47,5	3/8" x 5/8"	12-14-16-18-19-20-22-24-25-26-28-30-32
TB-1310	A	25	50,0	3/8" x 5/8"	14-16-18-19-20-22-24-25-28-30-32-35
TB-1610	A	25	57,0	3/8" x 5/8"	12-14-16-18-19-20-22-24-25-28-30-32-35-38-40-42
TB-1615	A	38	57,0	3/8" x 5/8"	14-15-16-18-19-20-22-24-25-26-28-30-32-35-38-40-42
TB-2012	A	32	70,0	7/16" x 7/8"	14-16-18-19-20-22-24-25-28-30-32-35-38-40-42-45-48-50
TB-2517	A	45	85,5	1/2" x 1"	16-18-19-20-22-24-25-28-30-32-35-38-40-42-45-48-50-55-60-65
TB-3020	A	51	108,0	5/8" x 1 1/4"	25-28-30-32-35-38-40-42-45-48-50-55-60-65-70-75
TB-3030	A	76	108,0	5/8" x 1 1/2"	35-38-42-45-48-50-55-60-65-70-75
TB-3525	B	65	127,0	1/2" x 1 1/2"	35-38-40-42-45-48-50-55-60-65-70-75-80-85-90
TB-3535	B	89	127,0	1/2" x 1 1/2"	35-38-40-42-45-48-50-55-60-65-70-75-80-85-90
TB-4030	B	76	146,0	5/8" x 1 1/2"	40-42-45-48-50-55-60-65-70-75-80-85-90
TB-4040	B	102	146,0	5/8" x 1 3/4"	40-42-45-48-50-55-60-65-70-75-80-85-90-100
TB-4545	B	115	162,0	3/4" x 2"	60-65-70-75-80-85-90-95-100-105-110
TB-5050	B	127	177,6	7/8" x 2 1/4"	75-80-85-90-95-100-105-110-115-120-125

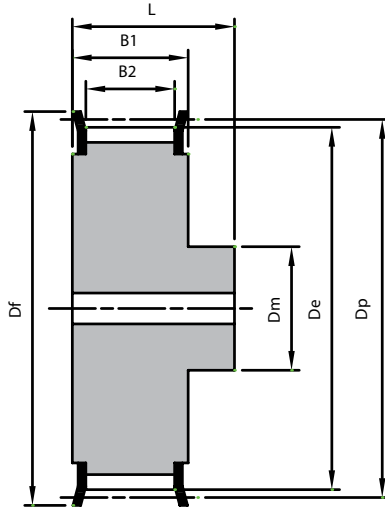
Cast Iron



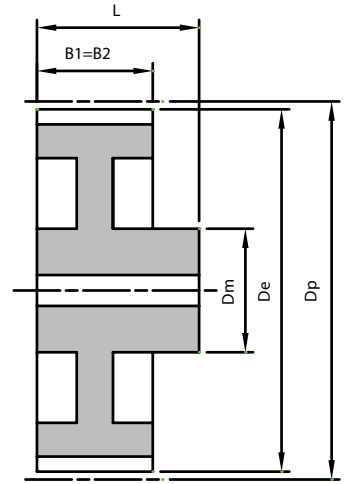
# Standard profiles of timing pulleys



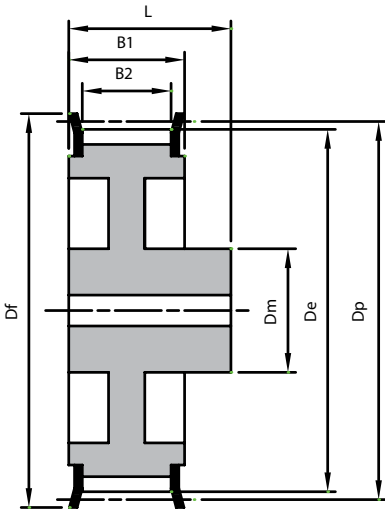
A



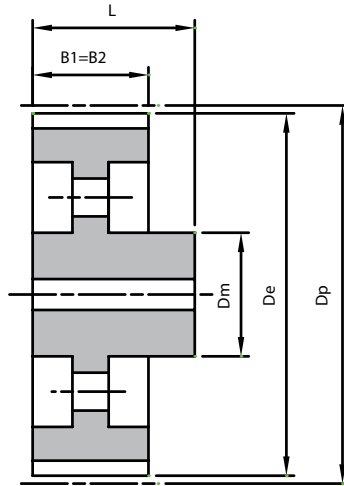
AF



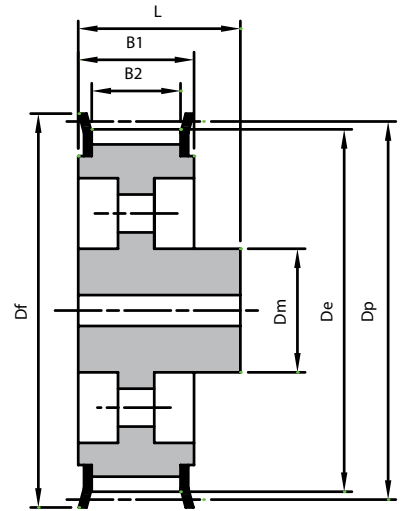
B



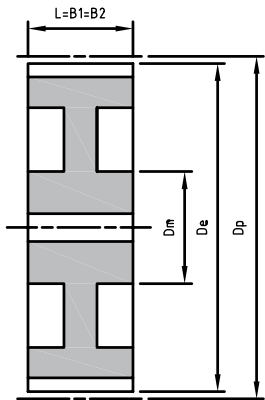
BF



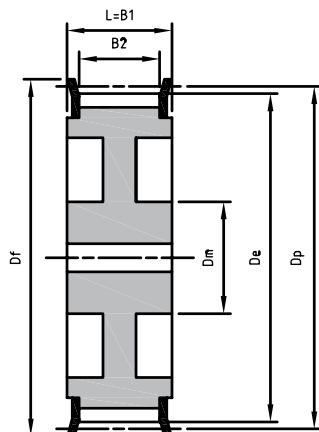
C



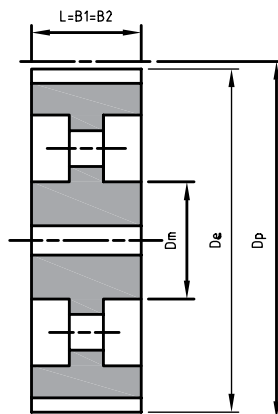
CF



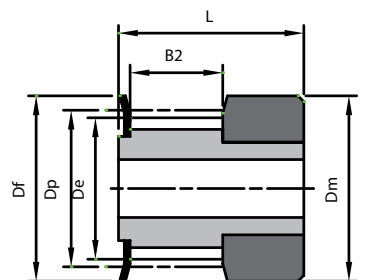
SB



SBF

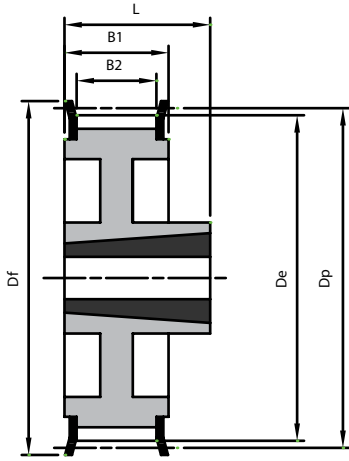


SC

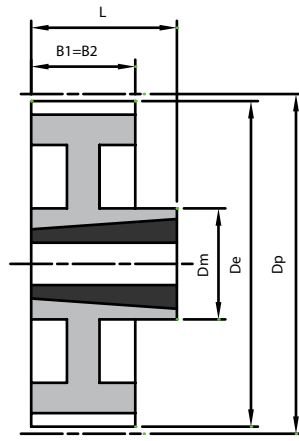


1F

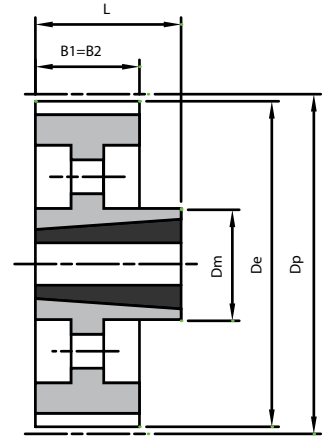
# Standard profiles of timing pulleys



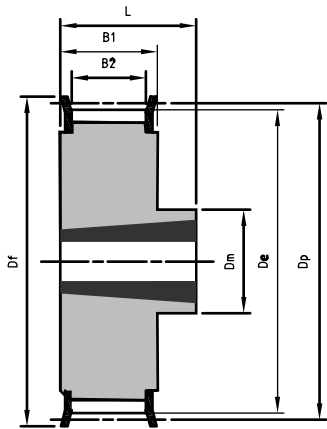
8WF



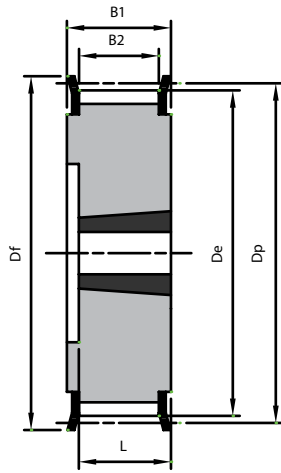
8W



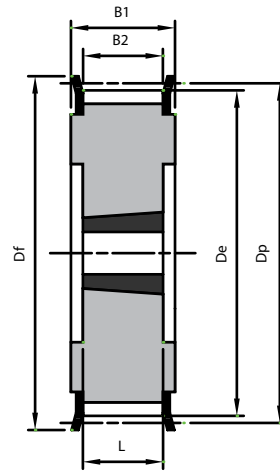
8A



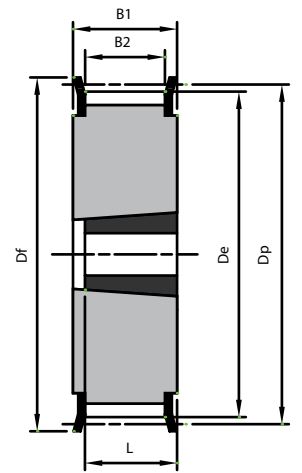
8F



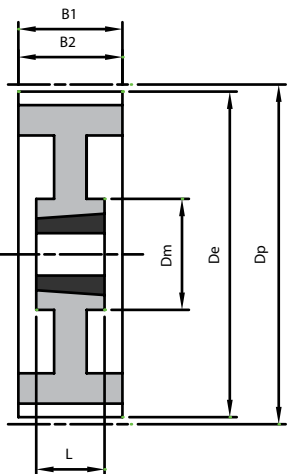
5F



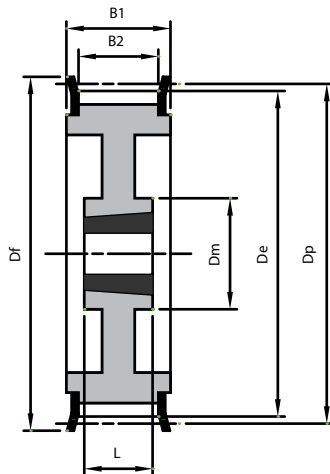
4F



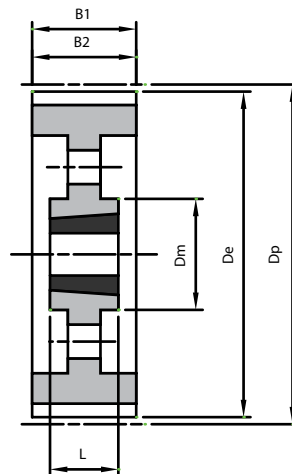
3F



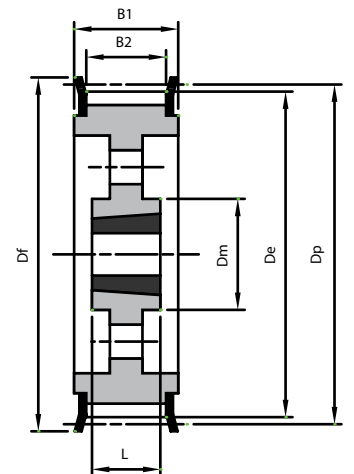
9W



9WF



9A



9AF



# Timing pulleys questionnaire

Pitch of pulley								
AT5	T2,5	MXL	HTD 3M	RPP 3M	PC 8M	SPA	A	PJ
AT5-0	T2,5-0	XL	HTD 5M	RPP 5M	PC 14M	SPB	B	PK
AT10	T5	L	HTD 8M	RPP 8M		SPC	C	PL
AT10-0	T5-0	H	HTD 14M	RPP 14M		SPZ	Z	
AT20	T10	XH					*	
AT20-0	T10-0	XXH						
	T20							
	T20-0							

Material .....  
 Total pulley width (L) .....  
 Toothed spacing width (B2) .....  
 Width of belt .....  
 Profile of pulley .....  
 Teeth (ribs)\* nr .....  
 Bore diameter .....  
 Hub diameter .....

Flanges                      Yes                          No   

Keyway                      Yes                          No        Type   

Taper Bush                Yes                          No        Type   

Lock bolt                    Yes                          No   

                                    In the hub                          On the keyway   

                                    On tooth                          On tooth space   


Other services:

                                    Anodizing                     

                                    Black oxidation             

                                    Galvanizing                   

                                    .....



**BELT TECHNIK  
GMBH**

Smarte Systemlösungen

Wir bewegen die Welt für Sie



Zertifizierung



**Belt Technik GmbH**

Herzbergstraße 33-34, 10365 Berlin

Tel.: +49 159 0622 0581

[info@belttechnik.de](mailto:info@belttechnik.de)

[www.belttechnik.de](http://www.belttechnik.de)